



It's a way of life...

Contents

The PermaCast® Column Collection.....	6
PermaCast® RoughSawn®.....	8
PermaCast® Square Columns	9
PermaCast® Recessed Panel Columns.....	10
PermaCast® Craftsman Columns.....	11
PermaCast® Round Columns	12
PermaCast® Fluted Round Columns	12
PermaCast® Round No-Taper Columns	13
Perma Caps and Bases	15
Decorative Capitals	16
PermaLite® Columns.....	18
RigidWrap® Columns	22
PermaSnap™ PVC Columns.....	23
PermaWrap® PVC Columns.....	24
Aluminum Columns	26
Wood Columns.....	28
The PermaPost® Collection	30
Wood Posts	32
PermaRail Plus®	33
Balustrade Systems	37
PermaPorch® Ceiling.....	42
Serenity® Series Fiberglass Pergolas.....	43
Semi-Custom Options	44
Tranquility® Series Fiberglass Pergolas	44
Solace® Series Fiberglass Pergolas.....	45
Understanding Pergolas.....	45
Mor-Shade® for Pergolas	46
Harmony™ Series PVC Pergolas	47
Outdoor Living Products	48
Brackets.....	49
Medallions	50
Architectural Services	51
Warranty	52

The traditional American front porch... it's where we welcome friends and family into our home. It's where we sit and enjoy their company. It's the place where we go to escape the stress of daily life and take the time to sit back, relax, and enjoy life.

The last thing you want to worry about is the work required to keep your porch beautiful, and that's where HB&G can offer you the solution of a lifetime.

HB&G offers a wide variety of porch and outdoor living products to help you create the design that best suits your way of life. Best of all, many of our products require little or no maintenance and come with a solid warranty.

The following pages include everything you need to know to build a beautiful, enduring structure that will improve the quality of your life.



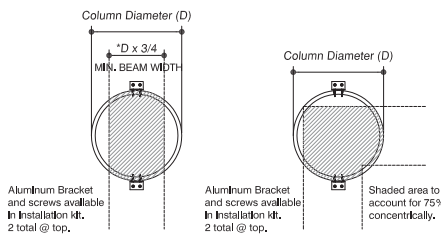
Builder
BRAND LEADER 2018

Building Code Compliance

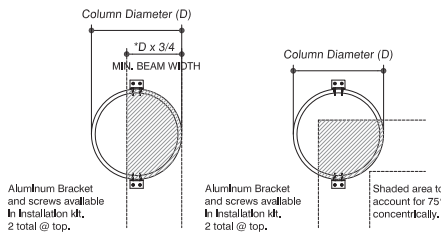
HB&G has updated our product testing to comply with changes to the Building Codes (IBC/IRC) and to the Acceptance Criteria for Fiberglass Columns. The 2 major changes that impacted PermaCast® and PermaLite® were:

- Eccentric Axial Loading – the new maximum allowable load values are based on eccentric (offset) axial load as opposed to concentric (centered) axial loading.
- Increased Safety Factor – the safety factor on the allowable load was increased from 2.5 times to 5 times

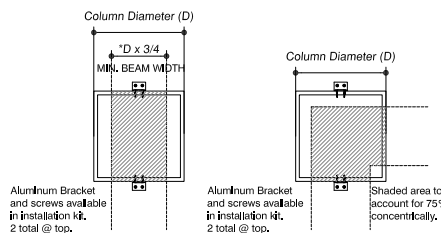
Eccentric loading of columns is not recommended by HB&G.



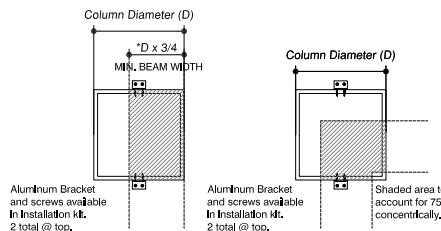
Acceptable Applications



Unacceptable Applications



Acceptable Applications



Unacceptable Applications

HB&G recommends following the installation instructions included with the product purchased.

HB&G structural products conform to 2018, 2015, 2012, and 2009 IBC/IRC.

Round Tapered PermaCast® Plain and Fluted

Bottom Diameter	Eccentric Loading		Concentric Load (Lbs.)
	Avg. Allowable Load (Lbs.)	Avg. Ultimate Load (Lbs.)	
6"	4580	22900	8000
8"*	4600	23000	10000
10"*	4690	23450	14000
12"*	4800	24000	18000
14"	7800	39000	20000
16"	8250	41250	20000
18"	10000	50000	20000
20"	10000	50000	20000
22"	10000	50000	20000
24"	10000	50000	20000
28"	10000	50000	20000
30"	10000	50000	20000

Square PermaCast® Plain, Fluted, RoughSawn®, and Recessed Panel

6"*	5100	25500	8000
8"*	5150	25750	10000
10"*	5640	28200	14000
12"*	5900	29500	18000
14"	8500	42500	20000
16"	9500	47500	20000

Round No-Taper PermaCast® Plain and Fluted

6"	4580	22900	8000
8"	4590	22950	10000
10"	4670	23350	14000
12"	4750	23750	18000
14"	7000	35000	20000
16"	7000	35000	20000
18"	7000	35000	20000
24"	9000	45000	20000

Craftsman Plain and RoughSawn® PermaCast®

10" x 6" x 6"	9000	45000	10000
10" x 8" x 6"	9000	45000	10000
10.25" x 7.5" x 7'	7000	35000	10000
12" x 8" x 5'	8000	40000	14000
12" x 8" x 6'	8000	40000	14000
12" x 8" x 66"	8000	40000	14000
12" x 10" x 6'	8000	40000	14000
12" x 10" x 10'	8000	40000	14000
14" x 12" x 9'	8000	40000	14000
16" x 9" x 6'	9000	45000	14000
16" x 9" x 8'	9000	45000	14000
16" x 12" x 58"	9000	45000	14000
16" x 12" x 6'	9000	45000	14000
16" x 12" x 8'	9000	45000	14000

Round No-Taper PermaLite®

8"	4000	20000	8000
10"	4000	20000	10000

Square PermaLite® Plain and Recessed Panel

6"	3000	15000	5000
8"	3000	15000	6500
10"	3000	15000	7000
12"	3000	15000	7500

*Covered under ICC ESR-1361 / FL# 3102

Conforms with 2018, 2015, 2012 and 2009 IBC/IRC

Note – Eccentric (off-center) loading has a 5 times safety factor.

– Eccentric (off-center) loading of columns is not covered by the warranty.

RigidWrap® cPVC Column Wrap

Size	Structural Load Capacity (Lbs.)
6"	4350
8"	4350
10"	4350
12"	4350

Round Wood Columns

6"	2000
8"	3200
10"	4200
12"	5100

PermaPost®

5" Colonial	1300
6" Colonial	5000
5" Square	5000
6" Chamfered	5000

Wood Porch Posts

4"	1000
5"	3000
6"	5800

Round Fluted Aluminum Columns

6"	20000
8"	20000
10"	26000
12"	26000

Square Fluted Aluminum Columns

6"	11000
8"	12000
10"	9000
12"	17000

Heritage Square Recessed Panel Aluminum Columns

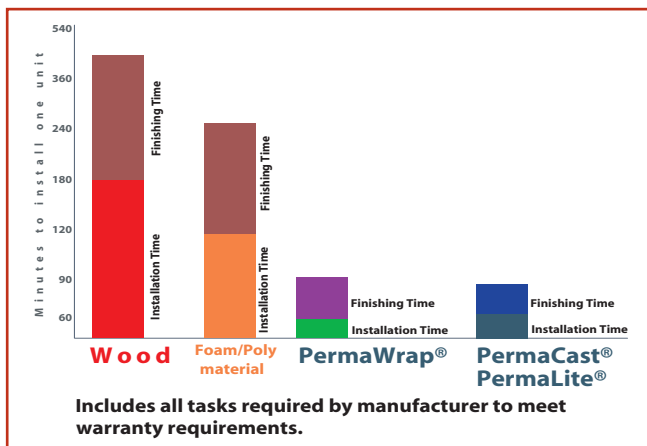
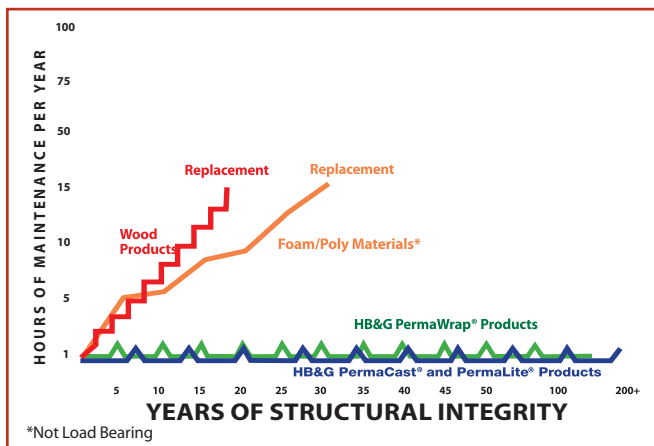
6"	24000
8"	23000

Legend/Elite Square Aluminum Columns

6"	17000
8"	14000

*Concentric loading

Conforms with 2018, 2015, 2012 and 2009 IBC/IRC



Selection

HB&G offers the widest selection of porch products available on the market. With a variety of sizes and styles, HB&G has the porch accessories to meet the needs of any project.

Ease of Use

Time is money. With HB&G products, not only do you save time on the installation, you'll also save a considerable amount of money maintaining your porch accessories over the lifetime of the product. Many of the HB&G products can be installed in $\frac{1}{3}$ of the time of traditional wood products.

Single Family Residential Use Warranty.

	1 Yr.	10 Yr.	25 Yr.	Limited Lifetime
PermaCast® *				
PermaLite® *				
PermaWrap®				
RigidWrap®				
PermaSnap™				
PermaRail Plus®				
PermaPost®				
Balustrade				
PermaPorch® Ceiling				
PVC Pergolas				
Fiberglass Pergolas				
Wood Columns*				
Aluminum Columns				
Vinyl Post Wrap				

*Excludes Split Columns
See warranty for details


The PermaPorch® Package

It's an effective way to coordinate all of your porch accessories. At HB&G, you will find an entire line-up of products that are made to work together, creating a beautiful, seamless, and cost-effective addition to your home. Enjoy the lasting beauty of columns or posts, a railing or balustrade system, medallions, brackets, and PermaPorch® Ceiling, all from the company that is setting new standards in porch products and accessories.



Life, Liberty, and the Pursuit of Happiness.

Products to match your lifestyle, liberty from on-going maintenance, and time to spend pursuing the finer things in life are all obtainable through our wide selection of high-quality products for your porch or deck.



The broadest selection of shapes, sizes, and styles of columns on the market.

The **PERMA**Cast® Column Collection

- Weather Proof
- Insect Proof
- Load Bearing
- Low Maintenance

- Ready to Prime and Paint
- Limited Lifetime Warranty*
- Custom Fluting Available



24" Round PermaCast® Columns with Roman Corinthian Capitals and Attic bases

Architectural Accuracy

In the first century B.C., Vitruvius, a Roman architect and engineer, wrote what has become the most influential work on classic form. In it, he elaborates on the discovery by the ancient Greeks of entasis, a gradual tapering of the upper two-thirds of the round column which offsets the undesirable illusion from eye level that the column shaft grows larger as it ascends. HB&G round columns hold true to this classic form.

*See warranty

HB&G PermaCast® Columns are available in round or square. The round columns are fluted or plain, with or without the classic tapering of the upper two-thirds of the column. Square columns are available in a variety of styles as well, including plain or fluted, applied panel,

recessed panel, or the Craftsman style column. The PermaCast® capitals and bases are made from durable low maintenance materials; and, like the columns, they maintain architectural authenticity and historical accuracy.



Round Plain
(page 14)



Round Fluted
(page 14)



Round No-Taper
(page 16)



Square Fluted
(page 11)



Square Recessed Panel
(page 12)




Square Applied Panel
(page 11)



Plain Square
(page 11)



RoughSawn®*
(page 10)



Craftsman
(page 13)



Tuscan Cap (Round)



Tuscan Cap (Square)



Doric Cap (Round)



Colonial Cap (Round)



Attic Base (Round)



Crown Cap



Tuscan Base Poly/Fiberglass
(Round)



Tuscan Base (Square)




Doric Base (Round)



Colonial Base (Round)



Attic Base (Square)



PermaTuff® Tuscan Base



Roman Ionic



Greek Ionic



Temple of the Winds



Roman Corinthian



Scamozzi



Beveled Cap and Base
(Square)



Roman Ionic (Square)



Greek Ionic (Square)



Temple of the Winds (Square)



Roman Corinthian (Square)



Scamozzi (Square)



Colonial Cap and Base
(Square)

*Products shown have been finished for demonstration purposes. PermaCast® and RoughSawn® Columns ship unfinished.

See pages 17 and 18 for cap and base dimensions.

PERMACast® RoughSawn®

- Made of Structural Fiberglass
- Will not Check, Twist, Split or Rot
- Load Bearing (ESR-1361)
- Can be Stained using a Solid Body Acrylic Stain or Painted
- Weather and Insect Proof
- Low Maintenance
- Easy Installation
- Limited Lifetime Warranty*



THE BEAUTY OF WOOD



WITHOUT THE ISSUES:

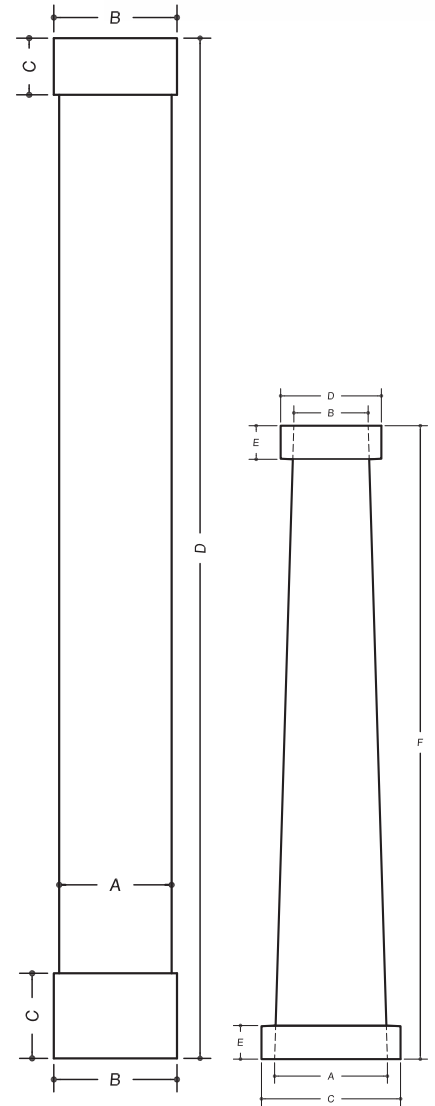
- Checking, splitting, twisting...
- Callbacks, complaints, unsatisfied customers...

*See Warranty

**Products shown have been stained for demonstration purposes. RoughSawn® columns are shipped unfinished.



24"
Brace



Craftsman RoughSawn®						
Size	A	B	C	D	E	F
10"x 6	9-3/4"	5-3/4"	12-1/2"	8-7/8"	3-1/2"	66"
12"x 8"	11-3/4"	7-3/4"	14-1/2"	10-3/4"	3-1/2"	66"

Square RoughSawn®				
Size	A	B	C	D
8"	7-3/4"	9-1/4"	3-1/2" / 5-1/2"	8', 9', 10'
10"	9-3/4"	11-1/4"	3-1/2" / 5-1/2"	8', 9', 10', 12'
12"	11-3/4"	13-1/4"	3-1/2" / 5-1/2"	8', 9', 10', 12'

"C" is cap/base (2 sizes available / sold separately)

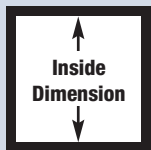
Trim sizes are available and can be used as both cap and base based on preference.

Square **PERMA**Cast® Columns

SQUARE PERMACAST® INSIDE DIMENSIONS

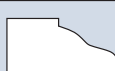

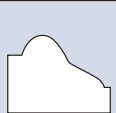

Inside dimensions may vary up to $\frac{1}{4}$ ".
Splitting a column will decrease inside dimension $\frac{1}{8}$ ".

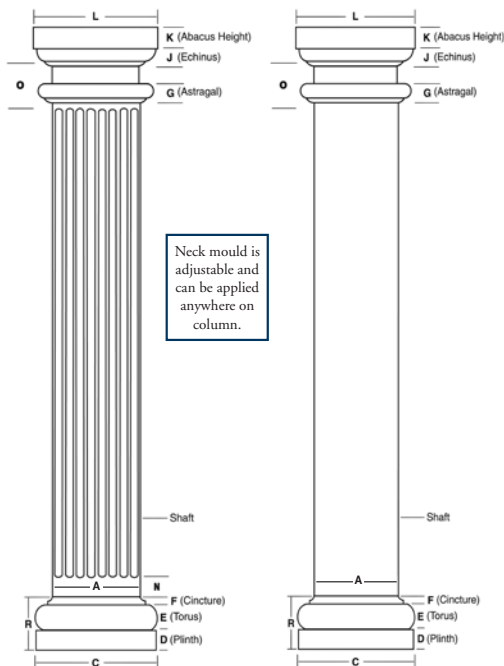
COL. SIZE	INSIDE
6"	$5\frac{3}{8}$ "*
8"	$5\frac{7}{8}$ "
10"	9"
12"	11"
14"	13"
16"	15"



*Inside is Round

PANEL MOULDING FOR SQUARE PERMACAST®

			
Length: 8' No. 54502 $\frac{1}{2}$ " x 1"	Length: 10' No. 54503 1" x 1"	Length: 10' No. 54504 $\frac{3}{4}$ " x 1"	Length: 10' No. 54505 $\frac{3}{4}$ " x $\frac{15}{16}$ "



PermaCast® Square Column shown fluted with Poly Tuscan Cap and Base.

PermaCast® Square Column shown plain with Poly Tuscan Cap and Base.

Plumb-Fit®

To make installation even easier our 6"-12" round and square poly Tuscan Cap and Base Sets with flashing cap come with the patented (Patent 9689674) Plumb-Fit® installation system included.

Column-Loc®

Column-Loc® creates a continuous connection from floor to beam/header without the expense of splitting and reattaching the column. This labor saving product is easy to install and delivers wind uplift resistance especially important in coastal and high wind areas. Currently available for 8" and 10" round (tapered and no-taper) and square PermaCast® columns. Kits are available with or without threaded rod in lengths up to 12'.

SQUARE PERMACAST® COLUMN DIMENSIONS (In Inches)*

Column Size	A	C	D	E	F	G	J	K	L	N	O	R	Lengths Available (ft.)
6"	6"	$9\frac{1}{8}$ "	$1\frac{7}{16}$ "	$1\frac{5}{16}$ "	$\frac{9}{16}$ "	1"	$1\frac{1}{4}$ "	$1\frac{3}{8}$ "	$9\frac{1}{8}$ "	N/A	N/A	$3\frac{5}{16}$ "	6,8,9,10
8"	8"	$11\frac{1}{8}$ "	$1\frac{7}{8}$ "	$1\frac{3}{4}$ "	$\frac{5}{8}$ "	1"	$1\frac{1}{4}$ "	$1\frac{1}{2}$ "	$10\frac{15}{16}$ "	5"	$3\frac{1}{8}$ "	$4\frac{1}{4}$ "	6,8,9,10,12
10"	10"	$13\frac{1}{16}$ "	$2\frac{3}{8}$ "	$2\frac{5}{16}$ "	$\frac{3}{4}$ "	1"	$1\frac{1}{4}$ "	$1\frac{3}{4}$ "	$12\frac{3}{4}$ "	$3\frac{3}{4}$ "	$4\frac{1}{8}$ "	$5\frac{7}{16}$ "	51",6,8,9,10,12,14,16
12"	12"	$16\frac{5}{8}$ "	$2\frac{13}{16}$ "	$2\frac{3}{8}$ "	$\frac{7}{8}$ "	1"	$1\frac{7}{8}$ "	$2\frac{3}{16}$ "	$16\frac{11}{16}$ "	N/A	N/A	$6\frac{1}{16}$ "	8,9,10,12,14,16,18
14"	14"	$19\frac{3}{8}$ "	$3\frac{5}{8}$ "	$2\frac{7}{8}$ "	$1\frac{1}{16}$ "	$1\frac{1}{8}$ "	$2\frac{1}{16}$ "	$2\frac{1}{2}$ "	$19\frac{1}{16}$ "	N/A	N/A	$7\frac{9}{16}$ "	8,10,12,14
16"	16"	$22\frac{1}{8}$ "	$3\frac{7}{8}$ "	$3\frac{3}{8}$ "	$1\frac{1}{16}$ "	$1\frac{1}{8}$ "	$2\frac{3}{8}$ "	$2\frac{3}{4}$ "	$21\frac{1}{2}$ "	N/A	N/A	$8\frac{7}{16}$ "	8,10,12,14,16,18,20

□ Fluted Square.


*There may be a variance of up to $\frac{1}{4}$ " in all dimensions.

• Split columns are not load bearing. • See page 18 for Decorative Capital dimensions.

Versatility of Square Columns

The design and versatility of an HB&G square column has enhanced its popularity with today's architects. The HB&G Square PermaCast® column lineup includes plain, recessed panel, fluted, and Craftsman styles. An unlimited combination of styles can be achieved by various uses of the panel moulding, neck moulding, and caps and bases. Additionally, the square column is not tapered and can be cut to any height without affecting the fit of the caps and bases.

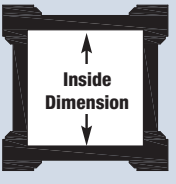


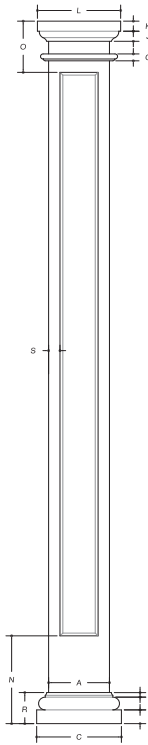


Recessed Panel **PERMA**Cast® Columns

RECESSED PANEL INSIDE DIMENSION

Inside dimension may vary up to 1/4".

Col. Size	Inside	
8"	5-5/8"	
10"	7-1/2"	
12"	9-1/2"	
14"	11"	



Neck mould is adjustable and can be applied anywhere on column.

Square Column with Poly
Tuscan Cap and Base

SQUARE RECESSED PANEL PERMACAST® COLUMN DIMENSIONS (In Inches)*

Column Size	A	C	D	E	F	G	J	K	L	N	O	R	S	Recess Depth	Lengths Available (ft.)
8"	8"	11 1/8"	1 7/8"	1 3/4"	5/8"	1"	1 3/8"	1 3/8"	10 15/16"	12"	7"	4 1/4"	1 1/2"	1/2"	8,9,10
10"	10"	13 1/6"	2 3/8"	2 5/16"	3/4"	1"	1 1/4"	1 1/4"	12 3/4"	14 1/2"	8 1/2"	5 7/16"	1 1/2"	1/2"	8,9,10
12"	12"	16 5/8"	2 13/16"	2 3/8"	7/8"	1"	1 7/8"	2 3/16"	16 11/16"	18"	10 1/2"	6 1/16"	2 1/4"	3/16"	8,9,10,12,14
14"	14"	19 3/8"	3 5/8"	2 7/8"	1 1/16"	1 1/8"	2 1/16"	2 1/2"	19 1/16"	21 1/2"	12 1/4"	7 9/16"	2 5/8"	1 1/16"	8,10,14

See page 18 for Decorative Capital dimensions.

*Recessed Panel columns are not split.



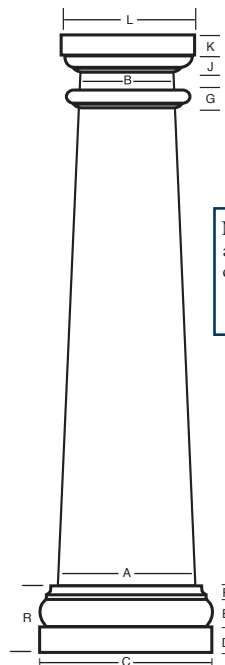
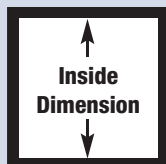
CRAFTSMAN

PERMACAST® COLUMN

CRAFTSMAN INSIDE DIMENSION

Inside dimension may vary up to 1/4".
Splitting a column will decrease inside dimension 1/8".

Column Size	Top	Bottom
10" x 5 1/2"	4 1/2"	9"
10 1/4" x 7 1/2"	7"	9"
10" x 8"	7"	8 1/2"
12" x 8"	6 1/2"	11"
12" x 10"	9"	11"
14" x 12"	11"	13"
16" x 9"	8"	15"
16" x 12"	11"	15"



CRAFTSMAN COLUMN DIMENSIONS (IN INCHES)

	A	B	C	D	E	F	G	J	K	L	R	LENGTH
10" x 5 1/2"	10"	5 1/2"	13 5/8"	2 1/2"	2 1/2"	1"	1"	1 3/8"	1 3/8"	9 5/8"	5 7/8"	66"
10 1/4" x 7 1/2"	10 1/4"	7 1/2"	13 1/2"	2 3/8"	2 1/4"	3/4"	1"	1"	1"	10 1/4"	5 3/8"	7'
10" x 8"	9 1/2"	7 1/2"	12 3/4"	2 3/8"	2 1/8"	3/4"	1"	1"	1 3/8"	10 1/4"	5 1/4"	66"
12" x 8"	12"	7 7/8"	16 9/16"	2 1/2"	2 1/2"	1 1/16"	1"	1 1/4"	1 1/2"	10 15/16"	6 1/16"	5', 6'
12" x 10"	12"	10"	16 9/16"	2 1/2"	2 1/2"	1 1/16"	1"	1"	1 3/8"	12 3/4"	6 1/16"	6', 10'
14" x 12"*	14"	12"	18 3/4"	3 3/8"	3"	1"	1"	1 3/8"	2"	17 1/8"	7 3/8"	9'
16" x 9"	16"	9"	19 1/16"	2 1/2"	2 1/2"	1 1/16"	1"	1 3/8"	1 3/8"	13 1/4"	6 1/16"	6', 8'
16" x 12"	15 1/4"	11 1/2"	21 1/2"	3 7/8"	3 5/16"	1 3/16"	1"	1 3/8"	2"	15 1/4"	8 3/8"	6', 8'

*Has 1/3" to 2/3" taper.

NOTE: Neck mould is not applied. Flashing and Installation Kit is not available for Craftsman Columns with Poly Tuscan cap and base sets.

- Split columns are not load bearing.



Round Tapered **PERMA**Cast® Columns

COL. SIZE	A	B	C	D	E	F	G	J	K	L	O	N	R	T	LENGTHS AVAIL. (ft.)
6"	5 $\frac{3}{8}$ "	4 $\frac{3}{8}$ "	9"	1 $\frac{1}{16}$ "	1 $\frac{1}{4}$ "	$\frac{5}{8}$ "	$\frac{3}{4}$ "	1 $\frac{1}{4}$ "	1 $\frac{3}{8}$ "	8"	1"	6 $\frac{1}{4}$ "	3 $\frac{3}{16}$ "	4 $\frac{7}{16}$ "	4,6,8
8"	7 $\frac{7}{8}$ "	6 $\frac{1}{4}$ "	10 $\frac{1}{2}$ "	1 $\frac{7}{8}$ "	1 $\frac{3}{4}$ "	$\frac{3}{4}$ "	1 $\frac{1}{16}$ "	1 $\frac{1}{4}$ "	1 $\frac{1}{2}$ "	9 $\frac{1}{4}$ "	$\frac{1}{2}$ "	2 $\frac{1}{4}$ "	4 $\frac{3}{8}$ "	4 $\frac{1}{2}$ "	5,6,8,9,10
10"	9 $\frac{1}{8}$ "	8 $\frac{1}{4}$ "	13 $\frac{1}{8}$ "	2 $\frac{1}{8}$ "	2 $\frac{1}{4}$ "	$\frac{3}{4}$ "	1 $\frac{1}{16}$ "	1 $\frac{1}{4}$ "	1 $\frac{3}{4}$ "	11 $\frac{1}{4}$ "	$\frac{3}{8}$ "	2 $\frac{1}{4}$ "	5 $\frac{1}{4}$ "	5"	6,8,9,10,12
12"	11 $\frac{1}{8}$ "	9 $\frac{3}{4}$ "	16 $\frac{1}{2}$ "	2 $\frac{3}{8}$ "	2 $\frac{1}{2}$ "	$\frac{7}{8}$ "	1 $\frac{1}{16}$ "	1 $\frac{1}{4}$ "	2"	13 $\frac{3}{4}$ "	$\frac{3}{4}$ "	2 $\frac{5}{8}$ "	6 $\frac{3}{4}$ "	5 $\frac{3}{4}$ "	6,8,9,10,12,14,16,18
14"	13 $\frac{3}{8}$ "	11 $\frac{1}{8}$ "	19 $\frac{1}{2}$ "	3 $\frac{3}{8}$ "	3 $\frac{1}{4}$ "	1"	1"	2"	2 $\frac{1}{2}$ "	17"	$\frac{7}{8}$ "	2 $\frac{5}{8}$ "	7 $\frac{3}{4}$ "	7"	8,9,10,12,14,16,18,20
16"	15 $\frac{3}{4}$ "	13 $\frac{3}{8}$ "	22"	3 $\frac{7}{8}$ "	3 $\frac{3}{4}$ "	1 $\frac{1}{8}$ "	1 $\frac{1}{16}$ "	2 $\frac{1}{4}$ "	2 $\frac{3}{4}$ "	19 $\frac{3}{8}$ "	1"	3"	8 $\frac{3}{8}$ "	8"	8,10,12,14,16,18,20,22,24,26
18"	17 $\frac{1}{2}$ "	15 $\frac{3}{8}$ "	24 $\frac{3}{8}$ "	4"	4"	1 $\frac{1}{8}$ "	1 $\frac{1}{16}$ "	2 $\frac{3}{4}$ "	3 $\frac{3}{8}$ "	22 $\frac{3}{8}$ "	1 $\frac{1}{2}$ "	10 $\frac{1}{4}$ "	9 $\frac{1}{4}$ "	8 $\frac{7}{8}$ "	10,12,14,16,18,20,22,24
20"	19 $\frac{1}{2}$ "	17 $\frac{1}{8}$ "	27"	4 $\frac{3}{4}$ "	4 $\frac{1}{2}$ "	2"	1 $\frac{1}{16}$ "	2 $\frac{3}{4}$ "	3 $\frac{3}{8}$ "	24 $\frac{3}{16}$ "	1 $\frac{1}{2}$ "	10 $\frac{1}{4}$ "	11 $\frac{1}{4}$ "	9"	16,18,20,22,24,26
22"	21 $\frac{1}{8}$ "	19 $\frac{1}{4}$ "	30 $\frac{1}{4}$ "	5"	5"	2"	1 $\frac{1}{8}$ "	3"	3 $\frac{3}{4}$ "	27 $\frac{1}{2}$ "	1 $\frac{1}{2}$ "	10 $\frac{1}{4}$ "	12"	10 $\frac{1}{4}$ "	12,14,16,18,20,22,24,26,28,30
24"	23 $\frac{3}{8}$ "	21 $\frac{1}{4}$ "	33 $\frac{1}{2}$ "	6"	5 $\frac{1}{4}$ "	2 $\frac{1}{4}$ "	2"	3 $\frac{1}{2}$ "	4"	30 $\frac{3}{8}$ "	1 $\frac{1}{2}$ "	10 $\frac{1}{4}$ "	13 $\frac{1}{2}$ "	11 $\frac{1}{16}$ "	20,22,24,26,28
28"	28"	24 $\frac{1}{8}$ "	38"	6 $\frac{1}{4}$ "	6 $\frac{1}{2}$ "	2 $\frac{3}{4}$ "	2 $\frac{1}{4}$ "	3 $\frac{3}{4}$ "	4 $\frac{1}{4}$ "	33 $\frac{3}{8}$ "	1 $\frac{1}{2}$ "	10 $\frac{1}{4}$ "	15 $\frac{1}{2}$ "	11 $\frac{1}{4}$ "	20,22,24,26,28,30
30"	29 $\frac{3}{8}$ "	26 $\frac{1}{2}$ "	41 $\frac{1}{8}$ "	6 $\frac{1}{2}$ "	5 $\frac{7}{8}$ "	2 $\frac{1}{2}$ "	3"	4"	4 $\frac{3}{8}$ "	38 $\frac{1}{4}$ "	1 $\frac{1}{2}$ "	10 $\frac{1}{4}$ "	14 $\frac{3}{8}$ "	14 $\frac{3}{8}$ "	

*There may be a variance of up to 1/4" in all dimensions. Fluted columns available in all diameters. See page 16 for Parallel dimensions. See page 18 for Decorative Capital dimensions. Standard Fluted Column (Fluted in mold)

• Split columns are not load bearing.

COLUMN-LOC®

Column-Loc® creates a continuous connection from floor to beam/header without the expense of splitting and reattaching the column. This labor saving product is easy to install and delivers wind uplift resistance especially important in coastal and high wind areas. Currently available for 8" and 10" round (tapered and no-taper) and square PermaCast® columns. Kits are available with and without threaded rod in lengths up to 12'.

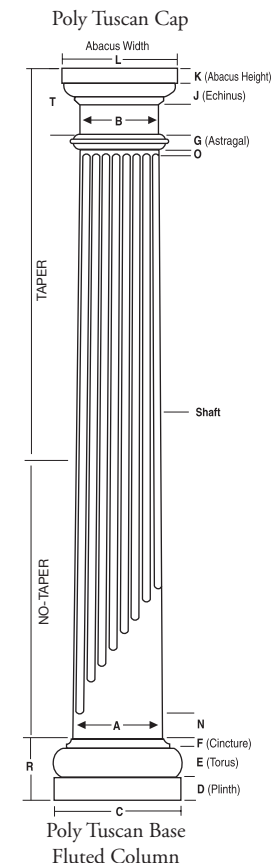
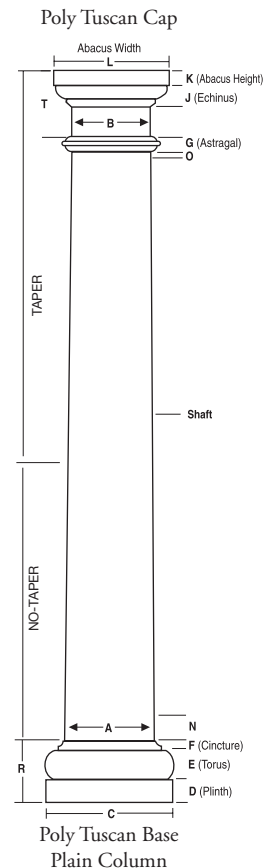


PLUMB-FIT®

To make installation even easier our 6"-12" round and square poly Tuscan Cap and Base Sets with flashing cap come with the Plumb-Fit® patented (Patent 9689674) installation system included.

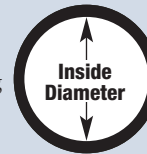
ROUND PERMACAST® PORCH INSTALLATION BRACKET

The HB&G Porch Installation Bracket includes the bracket and all required hardware. The bracket fits 20" - 30" Plain Round PermaCast® Columns and will secure a 2nd story porch to our PermaCast® Columns. Three brackets are required for each column.



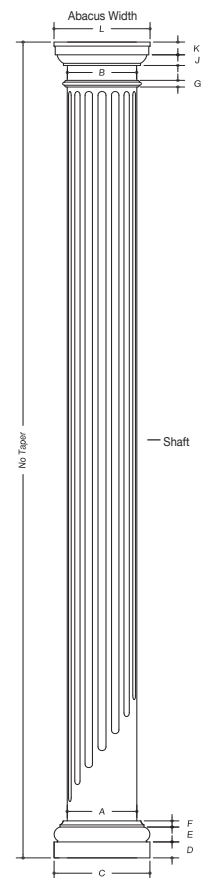
ROUND PERMACAST® INSIDE DIMENSIONS

Inside dimension may vary up to 1/8". Splitting a column will decrease inside dimension 1/8".

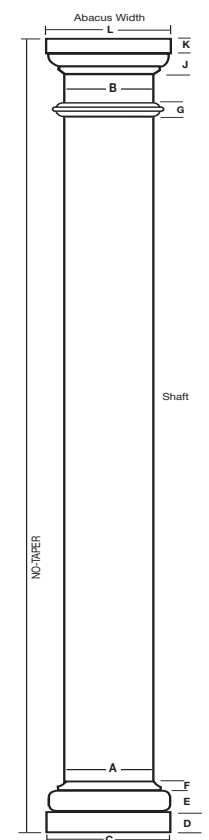


COLUMN SIZE	TOP I.D.	BOT I.D.
6"	3 $\frac{3}{8}$ "	4 $\frac{1}{8}$ "
8"	5 $\frac{1}{2}$ "	6 $\frac{1}{8}$ "
10"	7 $\frac{3}{8}$ "	8 $\frac{1}{8}$ "
12"	8 $\frac{3}{8}$ "	10 $\frac{1}{8}$ "
14"	10 $\frac{7}{8}$ "	12 $\frac{1}{8}$ "
16"	12 $\frac{7}{8}$ "	15"
18"	14 $\frac{1}{2}$ "	16 $\frac{1}{8}$ "
20"	16 $\frac{3}{16}$ "	18 $\frac{3}{8}$ "
22"	18 $\frac{3}{8}$ "	20 $\frac{1}{16}$ "
24"	20"	22 $\frac{3}{8}$ "
28"	22 $\frac{7}{8}$ "	26 $\frac{3}{4}$ "
30"	25 $\frac{1}{4}$ "	28 $\frac{3}{8}$ "

*Plain columns only

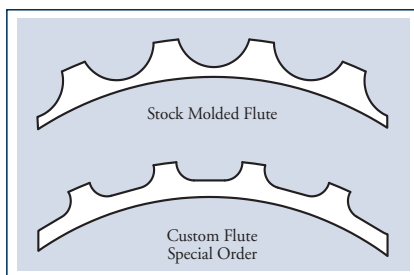


PermaCast® No-Taper Column with Poly Tuscan Cap and Base



PermaCast® Plain No-Taper Column with Poly Tuscan Cap and Base

Fluted Round Tapered **PERMA**Cast® Columns



HB&G OFFERS TWO DISTINCTIVE TYPES OF FLUTES.

Stock Molded Flute: Available in diameters of 8" x 8' – 16" x 12' columns (See price guide for specific lengths available.) The stock molded flute is part of the manufacturing process and cannot be altered.

Custom Flute: The custom flute is milled after the column is manufactured and can be modified to your specific length. All round PermaCast® columns, 6"x 4' – 30"x 30', are available with an optional custom flute. (Call a customer service representative for pricing and lead times.) Adjusted Flutes available.

*Inside dimension may vary from "Stock" Flutes



Round No-Taper **PERMA**Cast® Columns

ROUND NO-TAPER PERMACAST® COLUMN DIMENSIONS (IN INCHES)


Col. Size	A	B	C	D	E	F	G	J	K	L	Lengths Available (ft)
8"	7-5/8"	7-5/8"	10-1/2"	1-7/8"	1-3/4"	3/4"	3/4"	1-1/4"	1-1/2"	10-5/8"	6, 8, 9, 10
10"	9-5/8"	9-5/8"	13-1/8"	2-3/8"	2-1/8"	3/4"	3/4"	1-1/4"	2"	12-13/16"	6, 8, 9, 10, 12
12"	11-5/8"	11-5/8"	16-1/2"	2-3/4"	2-3/8"	7/8"	3/4"	1-3/4"	2"	15-7/8"	6, 8, 9, 10, 12
14"	13-5/8"	13-5/8"	19-1/2"	3-3/8"	3-1/8"	1-1/8"	1"	2-1/4"	3"	19-1/8"	6, 8, 9, 10, 12, 14
16"	15-3/4"	15-3/4"	22"	3-7/8"	3-1/2"	1-1/4"	1"	2-1/4"	2-3/4"	22"	6, 8, 9, 10, 12, 14, 16, 18, 20
18"	17-1/2"	17-1/2"	24-5/8"	4"	4"	1-5/8"	1-3/16"	2-3/4"	3-1/8"	24-5/8"	6, 8, 9, 10, 12, 14, 16, 18, 20
24"	24"	24"	33-1/2"	5-3/4"	5-1/4"	2-3/16"	2-1/8"	3-1/2"	4-1/8"	33-3/8"	8, 9, 10, 12, 14, 16, 18, 24, 26, 28, 30

Neck mould not included.

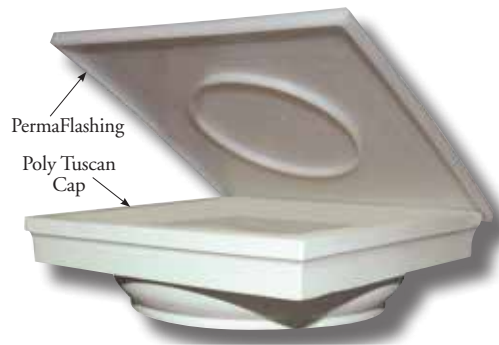
Flashing and Installation Kit not available with No-Taper Tuscan cap and base sets.

• Split columns are not load bearing.

NECK MOULD FOR NO-TAPER COLUMN – SOLD SEPARATELY



HB&G's number one goal is finding ways that we can save you time and make your life easier.



PermaCast® PermaFlashing and Installation Kit

The PermaCast® flashing with Plumb-Fit® and installation kit is available in selected Tuscan cap and base sets.*

This innovation will not only save time but will keep the elements out of the column and secure the top and bottom of the column.

*Not available in Tuscan cap and base sets for Craftsman, No-taper, PermaLite®, and Wood columns.

Split Column Assembly and Flange Kits

HB&G offers a split kit and a split kit with flange option with an improved MMA adhesive.

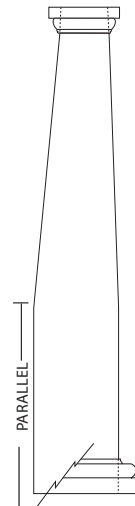
These kits can be purchased separately. **MMA adhesive must be stored in a climate-controlled environment.**



Installation Kit for Beveled Cap and Base



Installation Kit



Entasis - Parallel Dimensions are used to specify where the column begins to taper. These dimensions use length from the bottom of the column shaft to the point where the taper begins. This is necessary to determine how much a column can be shortened before the base begins to fit loosely. Filler and caulking may be used to fill the gap between the base and shaft if it is necessary to shorten the column beyond the parallel dimension.

PARALLEL DIMENSIONS*

Column Size	Parallel Dim.	Column Size	Parallel Dim.
6x4	0"	18x18	60"
6x6	8"	18x20	84"
6x8	32"	18x22	49"
8x5	12"	18x24	73"
8x6	24"	18x26	97"
8x8	32"	20x10	0"
8x9	28"	20x12	0"
8x10	40"	20x14	0"
10x6	8"	20x16	4"
10x8	32"	20x18	28"
10x9	28"	20x20	52"
10x10	40"	20x22	76"
10x12	48"	20x24	100"
12x6	8"	22x16	45"
12x8	32"	22x18	69"
12x9	20"	22x20	93"
12x10	32"	22x22	53"
12x12	48"	22x24	77"
12x14	59"	22x26	101"
12x16	40"	24x12	21"
12x18	73"	24x14	45"
14x8	32"	24x16	69"
14x9	12"	24x18	93"
14x10	24"	24x20	75"
14x12	48"	24x22	99"
14x14	27"	24x24	123"
14x16	51"	24x26	77"
14x18	75"	24x28	101"
16x8	16"	24x30	125"
16x10	40"	28x20	20"
16x12	29"	28x22	44"
16x14	53"	28x24	68"
16x16	36"	28x26	92"
16x18	60"	28x28	116"
16x20	84"	30x20	92"
18x8	0"	30x22	116"
18x10	16"	30x24	140"
18x12	40"	30x26	75"
18x14	48"	30x28	99"
18x16	36"	30x30	123"

Column Size	Bottom Diameter
6x4	5 ³ / ₈ "
18x8	17 ¹ / ₄ "
20x10	18 ¹¹ / ₁₆ "
20x12	18 ⁵ / ₁₆ "
20x14	19 ¹ / ₄ "

*For Tapered Round Columns

PERMA Capitals and Bases

Choosing the right cap and base for your columns is as important as the selection of the column itself. The right cap and base can define the style of the front porch and create an atmosphere that complements your lifestyle. The cap and base options offered by HB&G are shown on page 9. Please refer to the following data that corresponds with your cap and base selection to ensure that you end up with the products that work best for you.

CAPITAL AND BASE OPTIONS

Most capitals and bases for PermaCast® columns are made of polyurethane and are decorative. The shaft fits through the center of the capital and base and does not alter the height of the shaft. Decorative capitals for round PermaCast® columns will alter the height of the shaft.

TUSCAN CAP AND BASES

The Tuscan style is standard and best complements the PermaCast® column. The Tuscan is available for all round and square shafts. For dimension see pages 11-12, 14-15, and 18.

DECORATIVE CAPITAL

Five styles of decorative capitals are available for all round tapered and square shafts. Using a decorative capital with a round PermaCast® shaft will alter the height of the shaft. Decorative capitals do not alter the height of the shaft when used on a square PermaCast® Column.

ATTIC BASE

Attic Bases are used for a more ornate look and come in 1 or 2 pieces depending on their size.

COLONIAL CAP AND BASE

Referred to as our low profile cap and base, the Colonial is designed specifically for use in applications where railing will be attached to the column. Available for PermaCast® round and square shafts 6"-12".

CROWN CAP

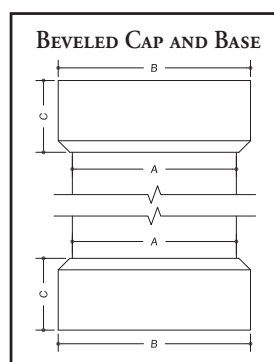

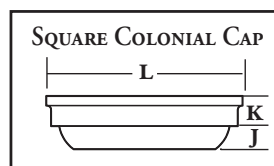

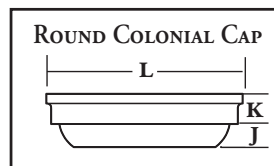
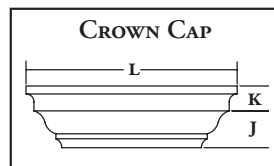
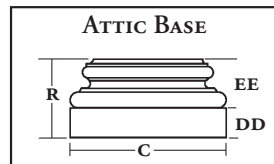
Available for PermaCast® Square shafts 6-12".

PERMATUFF® BASE AND POLY CAP

A durable hard shell base combined with a poly cap. Designed for high traffic applications. Available for PermaCast® round shafts 8"-12".

BEVELED CAP AND BASE

Designed to deliver a popular, more contemporary appearance, beveled caps and bases are available for PermaCast® Square shafts 6-12".



DIMENSIONS OF ATTIC BASE FOR ROUND AND SQUARE COLUMNS

COLUMN SIZE	ROUND ATTIC				COLUMN SIZE	SQUARE ATTIC			
	C	DD	EE	R		C	DD	EE	R
6"	8 1/16"	1 3/8"	2 3/4"	4 1/8"	6"	8 7/16"	1 3/8"	2 7/8"	4 1/4"
8"	10 1/8"	1 7/8"	3 1/4"	5 1/8"	8"	11"	1 7/8"	3 1/4"	5 1/8"
10"	13"	2 1/2"	3 7/8"	6 3/8"	10"	13 5/8"	2 3/8"	4"	6 3/8"
12"	16 1/8"	3"	4 1/2"	7 1/2"	12"	17"	2 3/4"	4 1/2"	7 1/4"
14"	19 1/4"	3 3/8"	5 3/8"	8 3/4"	14"	N/A	N/A	N/A	N/A
16"	21 3/4"	4"	6 1/2"	10 1/2"	16"	22 1/4"	4"	6 5/8"	10 3/8"
18"	25"	4 3/8"	7 1/4"	11 3/8"	18"	N/A	N/A	N/A	N/A
20"	27 1/16"	4 7/8"	8 1/4"	13 3/8"	20"	N/A	N/A	N/A	N/A
22"	30 1/4"	5 3/8"	9 1/4"	14 3/8"	22"	N/A	N/A	N/A	N/A
24"	33 1/2"	6"	10 1/4"	16 1/4"	24"	N/A	N/A	N/A	N/A
28"	38"	6 3/4"	11 1/4"	18 1/4"	28"	N/A	N/A	N/A	N/A
30"	41 1/4"	6 1/2"	11 1/4"	17 3/4"	30"	N/A	N/A	N/A	N/A

CROWN CAP* FOR SQUARE COLUMN DIMENSIONS

Column Size	K	J	L
6"	1 9/16"	2 5/16"	11 1/4"
8"	1 9/16"	2 5/16"	13 1/4"
10"	1 9/16"	2 5/16"	15 1/4"
12"	1 9/16"	2 5/16"	17 1/4"

*Made from Polyurethane

COLONIAL ROUND CAP AND BASE DIMENSIONS*

Col. Size	C	D	E	F	J	K	L	R
6"	7 1/4"	1 3/8"	1 1/4"	1/4"	1"	1 1/4"	7"	2 7/8"
8"	9 1/8"	1 1/2"	1 1/16"	1/4"	1 1/16"	1 3/8"	9"	3"
10"	11 1/8"	1 1/2"	1 1/4"	1/4"	1 1/16"	1 3/8"	10 1/16"	3"
12"	13 1/8"	1 1/2"	1 1/4"	1/4"	1 1/16"	1 3/8"	13 1/8"	3"

*Low profile option.

COLONIAL SQUARE CAP AND BASE DIMENSIONS*

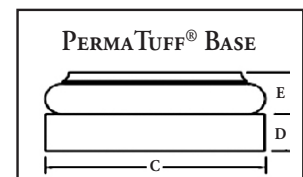
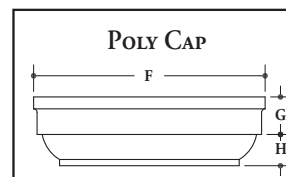
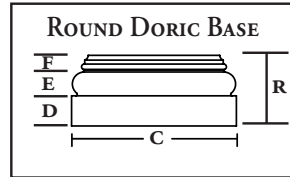
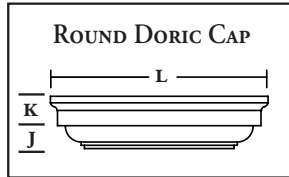
Col. Size	C	D	E	F	J	K	L	R
6"	8 1/4"	1 3/8"	1 5/16"	3/16"	1"	1 3/8"	8 1/4"	2 7/8"
8"	10 5/8"	1 1/4"	1 1/16"	7/16"	1 5/16"	1"	9 15/16"	2 3/4"
10"	12 3/8"	1 1/4"	1 1/16"	3/16"	1"	1 3/8"	12 3/8"	2 3/4"
12"	14 3/8"	1 1/4"	1"	1/2"	1"	1 3/8"	14 3/8"	2 3/4"

*Low profile option.

BEVELED CAP & BASE SET*

Size	A	B	C
6"	6"	8-1/4"	3-1/2"
8"	8"	10-1/4"	3-1/2"
10"	10"	12-1/4"	5-1/2"
12"	12"	14-1/4"	5-1/2"

*For Square PermaCast® Columns
See Installation Kit on page 16.



DORIC CAP AND BASE DIMENSIONS

Column Size	C	D	E	F	J	K	L	R
8"	10 ³ / ₈ "	1 ⁷ / ₈ "	1 ³ / ₈ "	7 ⁸ / ₈ "	1"	1 ³ / ₈ "	10"	4 ⁷ / ₁₆ "
10"	12 ¹⁵ / ₁₆ "	2 ³ / ₈ "	2 ¹ / ₁₆ "	1 ¹ / ₈ "	1 ¹ / ₁₆ "	1 ¹¹ / ₁₆ "	12 ¹ / ₂ "	5 ⁹ / ₁₆ "
12"	15 ¹ / ₂ "	2 ⁷ / ₈ "	2 ¹ / ₂ "	1 ³ / ₈ "	1 ⁹ / ₁₆ "	2"	15"	6 ¹¹ / ₁₆ "
14"	18 ¹ / ₈ "	3 ³ / ₁₆ "	2 ⁷ / ₈ "	1 ⁹ / ₁₆ "	1 ¹³ / ₁₆ "	2 ³ / ₈ "	17 ¹ / ₂ "	7 ¹³ / ₁₆ "
16"	20 ⁷ / ₈ "	3 ³ / ₄ "	3"	2 ¹ / ₄ "	1 ⁹ / ₁₆ "	2 ³ / ₄ "	20 ¹ / ₂ "	9"
18"	23 ¹ / ₄ "	4"	3 ¹ / ₂ "	2 ¹ / ₂ "	1 ³ / ₄ "	3"	23 ¹ / ₈ "	10"

TUSCAN PERMATUFF® BASE AND POLY CAP DIMENSIONS

Col. Size	C	D	E	F	G	H
8"	10-1/4"	1-7/8"	2-3/8"	9-1/4"	1-1/2"	1-1/4"
10"	12-7/8"	2-3/8"	2-7/8"	11-1/4"	1-3/4"	1-1/4"
12"	15-1/4"	2-3/4"	3-1/4"	13-3/4"	2-1/4"	1-3/4"

*Not Available Split

DECORATIVE CAPITAL DIMENSIONS FOR ROUND TAPERED AND SQUARE COLUMNS (IN INCHES)

Size of Columns (Diameter at bottom of shaft)		6"		8"		10"		12"		14"		16"		18"		20"		22"		24"		28"		30"	
		ROUND	SQUARE	ROUND	SQUARE	ROUND	SQUARE	ROUND	SQUARE	ROUND	SQUARE	ROUND	SQUARE	ROUND	SQUARE	ROUND	SQUARE	ROUND	SQUARE	ROUND	SQUARE	ROUND	SQUARE	ROUND	SQUARE
Roman Ionic	Height		3 ¹³ / ₁₆ "	3 ¹³ / ₁₆ "	4 ¹ / ₈ "	4"	4 ⁷ / ₈ "	4 ⁵ / ₈ "	6 ¹ / ₄ "	5 ³ / ₈ "	6 ³ / ₄ "	8 ⁷ / ₈ "	9 1/2"	10 ⁵ / ₁₆ "	9 ⁷ / ₁₆ "	9 ⁷ / ₁₆ "									
	Abacus		10 ¹ / ₈ "	8 ¹ / ₈ "	11 ¹¹ / ₁₆ "	10 ³ / ₄ "	14 ³ / ₄ "	12 ¹ / ₂ "	16 ⁷ / ₈ "	17 ¹ / ₈ "	19 ¹³ / ₁₆ "	26"	25 ¹ / ₄ "	25 ³ / ₁₆ "	26 ³ / ₈ "	26 ³ / ₈ "									
	Projection	N/A	3 ¹ / ₄ "	3 ¹ / ₈ "	3"	4 ¹ / ₈ "	4 ¹ / ₈ "	5"	6 ¹ / ₄ "	7 ¹ / ₈ "	8"	8 ¹ / ₂ "	11 ¹ / ₄ "	11 ¹ / ₄ "	10"	9 ⁷ / ₈ "					N/A		N/A		
	O/S to O/S Inside Dia.*		12 ¹ / ₈ "	10 ¹ / ₂ "	13 ¹⁵ / ₁₆ "	13 ³ / ₁₆ "	17 ¹ / ₄ "	16 ¹ / ₂ "	23 ¹ / ₈ "	22 ⁹ / ₁₆ "	24 ³ / ₈ "	32 ¹ / ₈ "	31 ³ / ₄ "	31 ³ / ₄ "	33"	34"									
Greek Ionic	Height		5 ¹ / ₂ "	4 ¹ / ₈ "	6 ¹ / ₄ "	5 ⁵ / ₈ "	6 ³ / ₄ "	6 ⁹ / ₁₆ "	9 ¹ / ₄ "	6 ³ / ₄ "	10 ³ / ₈ "	11"	10 ³ / ₁₆ "	11 ³ / ₈ "	13 ⁷ / ₈ "	13 ⁷ / ₈ "									
	Abacus		11"	7 ¹⁵ / ₁₆ "	12 ⁵ / ₈ "	10 ¹¹ / ₁₆ "	16"	14 ³ / ₈ "	17 ³ / ₄ "	15 ¹ / ₈ "	22 ¹⁵ / ₁₆ "	25 ¹ / ₄ "	22 ³ / ₁₆ "	25 ¹ / ₄ "	29"	29"					N/A				
	Projection	N/A	4 ⁵ / ₈ "	3 ⁵ / ₈ "	4 ⁷ / ₈ "	5"	5 ⁷ / ₈ "	7 ¹ / ₂ "	7 ¹ / ₄ "	6 ¹ / ₂ "	10 ¹ / ₄ "	10 ¹ / ₄ "	9 1/2"	11 ¹ / ₄ "	15 ¹ / ₂ "	15 ¹ / ₂ "									
	O/S to O/S Inside Dia.*		14 ¹ / ₂ "	11 ⁷ / ₈ "	17 ⁹ / ₁₆ "	14 ¹⁵ / ₁₆ "	20 ⁷ / ₈ "	20 ¹¹ / ₁₆ "	26 ³ / ₈ "	20 ¹¹ / ₁₆ "	29 ¹ / ₄ "	36 ³ / ₁₆ "	29 ¹ / ₈ "	31 ³ / ₄ "	43 ¹ / ₂ "	43 ¹ / ₂ "									
Temple of the Winds	Height		8 ⁷ / ₁₆ "	8"	11 ¹ / ₂ "	10 ⁷ / ₁₆ "	13 ⁷ / ₈ "	11 ⁵ / ₈ "	20 ¹ / ₂ "	16 ¹ / ₄ "	18 ¹ / ₄ "	21 ¹⁵ / ₁₆ "	21 ⁷ / ₈ "	23"	24 ¹ / ₈ "	27 ⁷ / ₈ "									
	Abacus		12 ¹ / ₈ "	11 ⁷ / ₈ "	15 ¹ / ₂ "	13 ⁷ / ₁₆ "	21 ¹³ / ₁₆ "	16 ⁹ / ₁₆ "	25 ³ / ₄ "	23 ¹ / ₄ "	26"	29 ¹⁵ / ₁₆ "	28 ³ / ₈ "	34 ³ / ₄ "	35 ¹ / ₄ "	37 ¹ / ₄ "									
	Projection	N/A	4 ³ / ₈ "	5 ¹ / ₂ "	5 ¹ / ₈ "	6"	8"	7"	9 ⁷ / ₈ "	10 ⁷ / ₈ "	11 ¹ / ₈ "	12"	12"	15 ¹ / ₂ "	14 ⁷ / ₈ "	16 ¹ / ₈ "					N/A		N/A		
	O/S to O/S Inside Dia.*		12 ¹ / ₈ "	11 ⁷ / ₈ "	15 ¹ / ₂ "	13 ⁷ / ₁₆ "	21 ¹³ / ₁₆ "	16 ⁹ / ₁₆ "	25 ³ / ₄ "	23 ¹ / ₄ "	26"	29 ¹⁵ / ₁₆ "	28 ³ / ₈ "	34 ³ / ₄ "	35 ¹ / ₄ "	37 ¹ / ₄ "									
Roman Corinthian	Height		10 ³ / ₄ "	8 ¹¹ / ₁₆ "	13 ¹¹ / ₁₆ "	11 ¹⁵ / ₁₆ "	17 ³ / ₄ "	14 ⁵ / ₈ "	20 ¹ / ₈ "	17 ⁵ / ₈ "	22 ¹ / ₁₆ "	26 ¹ / ₂ "	26 ¹ / ₁₆ "	28 ⁷ / ₁₆ "	31 ⁷ / ₈ "	34 ¹ / ₄ "									
	Abacus		13 ¹ / ₄ "	12 ¹ / ₁₆ "	18"	14 ⁵ / ₈ "	22 ³ / ₈ "	18 ⁷ / ₈ "	26 ¹ / ₄ "	22 ¹³ / ₁₆ "	32 ³ / ₈ "	37 ¹ / ₂ "	38 ⁷ / ₈ "	41 ⁵ / ₈ "	40 ¹ / ₄ "	45 ¹ / ₄ "									
	Projection	N/A	4 ¹ / ₄ "	4 ³ / ₄ "	6"	6 ¹ / ₄ "	7 ¹ / ₈ "	8 ¹ / ₄ "	8 ⁷ / ₈ "	8 ³ / ₈ "	14 ¹ / ₄ "	13 ³ / ₈ "	17 ¹ / ₂ "	16 ³ / ₄ "	16"	17 ¹ / ₂ "					N/A		N/A		
	O/S to O/S Inside Dia.*		13 ¹ / ₄ "	12 ¹ / ₁₆ "	18"	14 ⁵ / ₈ "	22 ³ / ₈ "	18 ⁷ / ₈ "	26 ¹ / ₄ "	22 ¹³ / ₁₆ "	32 ³ / ₈ "	37 ¹ / ₂ "	38 ⁷ / ₈ "	41 ⁵ / ₈ "	40 ¹ / ₄ "	45 ¹ / ₄ "									
Scamozzi	Height		3 ¹ / ₄ "	3 ¹ / ₈ "	5"	4 ¹ / ₈ "	5 ⁵ / ₁₆ "	5 ¹ / ₁₆ "	6 ¹ / ₂ "	5 ³ / ₄ "	7 ¹ / ₁₆ "	8 ¹⁵ / ₁₆ "	8 ³ / ₄ "	8 ⁵ / ₈ "	10 ³ / ₄ "	11 ¹ / ₂ "									
	Abacus		11 ¹ / ₄ "	9 ⁷ / ₈ "	16 ³ / ₁₆ "	14 ¹ / ₄ "	17 ⁷ / ₈ "	16 ⁵ / ₈ "	20 ⁷ / ₈ "	18 ¹ / ₄ "	23 ³ / ₄ "	26"	28 ³ / ₈ "	28 ¹ / ₂ "	32"	36"									
	Projection	N/A	3 ³ / ₈ "	3 ³ / ₈ "	5 ¹ / ₈ "	5 ³ / ₈ "	5 ¹ / ₈ "	6"	5 ¹ / ₄ "	6 ³ / ₈ "	8 ³ / ₄ "	5 ¹ / ₄ "	10 ¹ / ₄ "	10 ¹ / ₄ "	10 ¹ / ₈ "	12 ¹ / ₂ "									
	O/S to O/S Inside Dia.*		11 ³ / ₈ "	10"	16 ³ / ₁₆ "	14 ¹ / ₄ "	18 ¹ / ₁₆ "	16 ⁵ / ₈ "	20 ⁷ / ₈ "	18 ³ / ₈ "	23 ³ / ₄ "	26"	28 ³ / ₈ "	28 ³ / ₈ "	32"	36"									

*Inside Diameter

• See page 9 for images.

NOTE: Installation Kit available.

Splitting Options



Painting Instructions

Painting instructions for round and square PermaCast® columns:

- Rinse and allow to dry completely.
- Prime with high quality exterior latex bonding primer or use an oil-based bonding primer in accordance with paint manufacturer's instructions. A light coat of primer should be applied and allowed to cure fully.
- Paint evenly with several light coats over column with a high quality exterior latex or oil-based paint in accordance with paint manufacturer's instructions.
- Do not paint PermaCast® columns using dark colors (dark colors are considered any color that falls within the L value of 56 to 0). L is a measure of lightness of an object and ranges from 0 (black) to 100 (white).

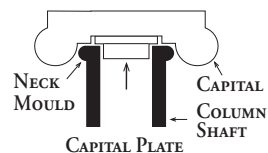
Tips

- ✓ When ordering a decorative capital order the appropriate base for the column.
- ✓ Decorative capitals for square PermaCast® slide over the shaft and do not use a plug. These decorative capitals will not lengthen or shorten the height of the column.
- ✓ When installing a decorative capital on fluted, recessed panel, or square columns, the capital slides over the shaft. The taller capitals will cover the flutes and require additional caulking to finish.
- ✓ Verify exact opening measurement prior to ordering column length.
- ✓ When installing a PermaCast® column, verify concentric loading of column. 100% of bottom must contact substrate and 75% of top must contact soffit.
- ✓ When attaching hand rails or corner iron to PermaCast® columns, holes must be pre-drilled before applying screws.
- ✓ When ordering panel moulding for square PermaCast® columns, make sure to order enough for four sides of the column.
- ✓ Split columns are left partially intact. Cut with masonry or carbide tip blade.
- ✓ All custom split columns, caps, and bases are nonrefundable.

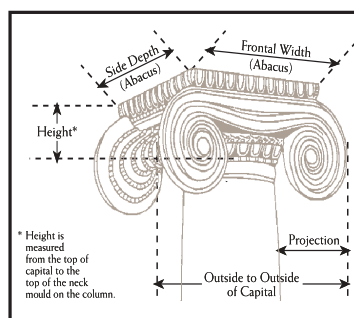
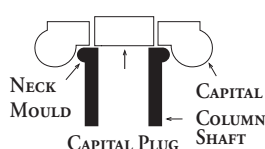
DECORATIVE CAPITALS FOR ROUND TAPERED PERMACAST® COLUMNS

Adding a load bearing decorative capital to a round PermaCast® column will lengthen or shorten the overall height of the column depending on the height of the capital. Subtract the "T" dimension (from the column dimensions chart) and add the height of the decorative capital +/- 1/4" for overall column height.

8"-12" LOAD BEARING CAPITAL



14"-30" NON LOAD BEARING CAPITAL WITH SEPARATE LOAD BEARING PLUG



NOTE: Decorative Capitals are not designed to fit non-tapered columns.

DECORATIVE CAPITALS FOR SQUARE PERMACAST® COLUMNS

Adding an decorative capital to a square PermaCast® column DOES NOT change the length of the column shaft. The decorative capital simply slides over the shaft. Neck moulding can be applied or not.



NOTE: Decorative Capital Installation Kits Available




PermaLite® Columns


- Weather Proof
- Insect Proof
- Load Bearing
- Low Maintenance
- Lightweight
- Ready to Prime and Paint
- Limited Lifetime Warranty*



*See Warranty

HB&G PermaLite® columns are cost effective, load bearing, versatile, and require very little maintenance. The PermaLite® columns are available in round and square. PermaLite® columns deliver all of the beauty at 1/3 of the weight.





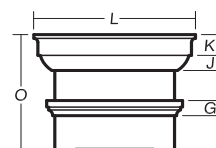
PERMALITE® PANEL DIVIDER KITS TO CONVERT A SINGLE PANEL COLUMN INTO A 2 OR 3-PANEL COLUMN

RECESSED – Includes four top panel insert pieces and four bottom panel insert pieces.

PANEL DIVIDER KITS are available.

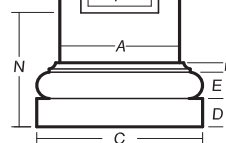
Kit Size	Width	Height
8" Panel Divider Kit (4 Pieces)	4 ⁷ / ₈ "	2 ¹ / ₄ "
10" Panel Divider Kit (4 Pieces)	5 ⁵ / ₁₆ "	5 ¹ / ₈ "

1 panel kit to achieve 2-panel column.
2 panel kits to achieve 3-panel column.

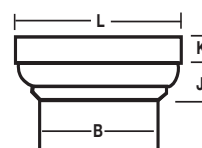


Neck Mould* is adjustable and can be applied anywhere on column.

*Included with cap and base set.

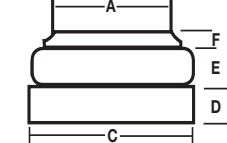


PermaLite® Square Column shown with Tuscan Cap and Base



Neck Mould* for PermaLite® Round Column

*Sold separately



PermaLite® Round No-Taper Column shown with Tuscan Cap and Base

See page 21 for dimension chart.

PLAIN AND RECESSED PANEL SQUARE PERMALITE® COLUMN DIMENSIONS (IN INCHES)

Col. Size	A	C	D	E	F	G	J	K	L	N	O	P	Lengths Avail. (ft.)
6"	5-1/2"	8-1/2"	1-1/2"	1-1/4"	1/2"	1-1/4"	7/8"	1-1/16"	8"	N/A	N/A	N/A	6, 8, 9, 10
8"	7-1/2"	10-3/8"	1-7/8"	1-3/4"	5/8"	1-1/4"	1"	1-3/8"	10-1/8"	8"	8"	3-7/8"	<input type="checkbox"/> 8 <input type="checkbox"/> 9 <input type="checkbox"/> 10 <input type="checkbox"/> 12
8"*	7-1/2"	10-7/16"	1-7/8"	1-11/16"	5/8"	1-1/4"	1"	1-3/8"	10-1/4"	8"	8"	3-7/8"	<input type="checkbox"/> 8 <input type="checkbox"/> 9 <input type="checkbox"/> 10 <input type="checkbox"/> 12
10"	9-1/2"	12-15/16"	2-1/2"	2-1/8"	3/4"	1-1/4"	1-5/16"	1-3/4"	12-3/4"	9"	9"	4-3/8"	<input type="checkbox"/> 8 <input type="checkbox"/> 9 <input type="checkbox"/> 10 <input type="checkbox"/> 12
10"*	9-1/2"	13-1/8"	2-3/8"	2-1/8"	3/4"	1-1/4"	1-1/4"	1-3/4"	12-3/4"	9"	9"	4-3/8"	<input type="checkbox"/> 8 <input type="checkbox"/> 9 <input type="checkbox"/> 10 <input type="checkbox"/> 12
12"	11-1/2"	15-1/4"	2-3/4"	2-7/16"	13/16"	1-1/4"	1-3/8"	2"	15-7/8"	N/A	N/A	N/A	6, 8, 9, 10, 12

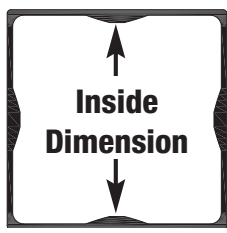
* SIM caps and bases. The remainder are poly caps and bases. ☐ Recessed panel available.

• See drawing on page 22.

NOTES: Recessed Panel top inset – 8" = 8", 10" = 9"; Bottom inset – 8" = 8", 10" = 9". Neck mould is adjustable and is applied in the field. Recessed Panel available in 8" and 10" sizes only. Factory split PermaLite® columns are not available. HB&G does not recommend splitting PermaLite® columns.

SQUARE PERMALITE® INSIDE DIMENSION

Col. Width	Inside
6"	4-5/8"
8"	6-5/8"*
10"	8-5/8"*
12"	10-5/8"



COLONIAL SQUARE CAP AND BASE FOR PERMALITE®

Col. Size	C	D	E	F	J	K	L	R
6"	8-1/8"	1-1/4"	1-1/16"	7/16"	5/8"	1"	7-7/16"	2-3/4"
8"	10-1/8"	1-1/4"	1-1/16"	7/16"	1-5/16"	1"	9-7/16"	2-3/4"
10"	12-1/8"	1-1/4"	1-1/16"	7/16"	1-5/16"	11/4"	12-1/8"	2-3/4"
12"	14-1/8"	1-1/4"	1-1/16"	7/16"	1"	13/8"	14-1/8"	2-3/4"

• Neck moulding is 4 pieces included with the cap and base.

• See drawings on page 22.

*Recessed Panel Inside Dimensions 8" - 5-5/8"; 10" - 7-5/8"

ROUND PERMALITE® NO-TAPER COLUMN DIMENSIONS

Col. Size	A	B	C	D	E	F	J	K	L	Lengths
8"	7-5/8"	7-5/8"	10-1/2"	1-7/8"	1-3/4"	3/4"	1-1/4"	1-1/2"	10-5/8"	8', 9', 10'
10"	9-5/8"	9-5/8"	13-1/8"	2-3/8"	2-1/8"	3/4"	1-1/4"	2"	12-3/4"	8', 9', 10', 12'

ROUND PERMALITE® DIMENSIONS

Inside diameter may vary up to 1/8".

COLUMN SIZE	ID
8"	7-3/8"
10"	9-3/8"



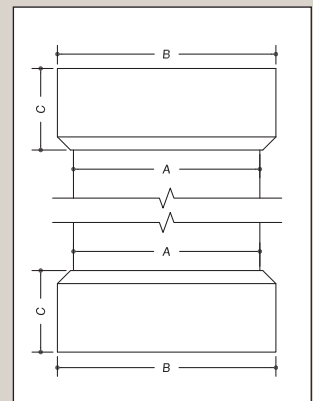
One Piece Neck Mould for 8" and 10" Round No-Taper Column Is Available.
Neck Ring Sold Separately.

BEVELED CAP & BASE SET

Size	A	B	C
6"	5-1/2"	7-5/8"	3-1/2"
8"	7-1/2"	9-5/8"	3-1/2"
10"	9-1/2"	11-5/8"	5-1/2"
12"	11-1/2"	13-5/8"	5-1/2"

*For Square PermaLite® Columns

See Installation Kit on page 19.



RigidWrap® FAWP Columns

- 25 year limited warranty*
- Made from cellular PVC
- Load bearing
- Wind uplift resistant
- Insect proof
- Weather proof
- Low maintenance
- Indoor and outdoor use



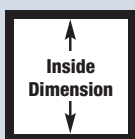
RigidWrap® is a fully assembled cPVC column with an internal aluminum post. The aluminum post makes a RigidWrap® column load bearing. Brackets and hardware are included with the product. The brackets attach the aluminum post to the floor and beam/header. This secure connection delivers wind uplift resistance.

PLAIN COLUMN DIMENSIONS (IN INCHES)

Col Width	A	C	G	L	R	U	Lengths
6"	5 ⁷ / ₈ "	7 ¹ / ₄ "	1 ¹ / ₈ "	7 ¹ / ₄ "	9"	7"	8', 9', 10'
8"	7 ⁷ / ₈ "	9 ¹ / ₄ "	1 ¹ / ₈ "	9 ¹ / ₄ "	9"	7"	8', 9', 10'
10"	9 ⁷ / ₈ "	11 ¹ / ₄ "	1 ¹ / ₈ "	11 ¹ / ₄ "	9"	7"	8', 9', 10'
12"	11 ⁷ / ₈ "	13 ¹ / ₄ "	1 ¹ / ₈ "	13 ¹ / ₄ "	9"	7"	8', 9', 10'

INSIDE DIMENSIONS

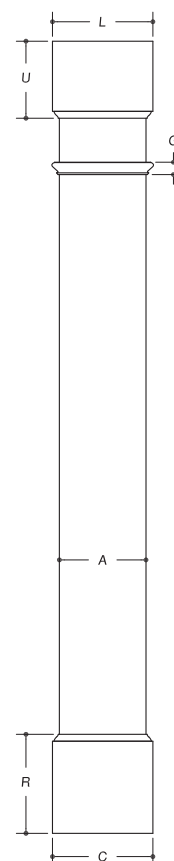
6"	5 ¹ / ₈ "
8"	7 ¹ / ₈ "
10"	9 ¹ / ₈ "
12"	11 ¹ / ₈ "



NOTE: Follow cPVC painting instructions on page 25.


• 3/8" Material Thickness

*See Warranty



PermaSnapTM Column Wrap

Transform a treated post into a finished column in minutes with PermaSnapTM. PermaSnapTM column wrap's patented snap design permits easy installation by one person. It can also be used as a newel post wrap.



Bed Mould*

Hampton

Chesapeake

NOTE: Follow cPVC painting instructions on page 25.

*See Warranty

- 25 Year Limited Warranty*
- Weather Proof
- Insect Proof
- Low Maintenance
- Made from cPVC
- Easy Installation



PermaSnapTM Column Wrap Technical Specifications

Product Description	Column Wrap Will Fit
4" x 4" x 8'-6"	4" x 4" Post
4" x 4" x 10'-0"	4" x 4" Post
6" x 6" x 8'-6"	6" x 6" Post
6" x 6" x 10'-0"	6" x 6" Post
8" x 8" x 8'-6"	8" x 8" Post
8" x 8" x 10'-0"	8" x 8" Post
10" x 10" x 8'-6"	10" x 10" Post
10" x 10" x 10'-0"	10" x 10" Post

*There may be a variance of up to 1/4" in all dimensions.



PermaSnapTM Accessories

Sizes Available

Bed Mould Trim Kit*	4, 6, 8, and 10"
Hampton Trim Kit	4, 6, 8, and 10"
Chesapeake Trim Kit	4, 6, 8, and 10"
Bed Mould XL	4, 6, 8, and 10"
Neck Mould	4, 6, 8, and 10"
Charleston Newel Cap	4"
Wilmington Newel Cap	4"
Ashbury Newel Cap	6"

*Bed Mould Trim Kit is needed for both ends
NOTE: Accessories sold separately.

Neck Mould



Charleston 4" Newel Cap



Wilmington 4" Newel Cap



Ashbury 6" Newel Cap

PERMAWrap® C o l u m n s


- 25 year limited warranty*
- Custom styles available
- Made from cellular PVC
- Installation kit included
- Interior and exterior use
- Weather proof
- Insect proof
- Low maintenance

Leading the industry in column innovation, HB&G PermaWrap® columns are made from cellular PVC which offers the advantages of being unaffected by moisture and insects but has the thickness, ease of use, and workability of wood.

PermaWrap® columns are available in all sizes and styles – square or Craftsman – plain, fluted, raised panel, and recessed panel. With all of these options, you are certain to find just the right amount of detail for your specific project.

Best of all, the PermaWrap® column comes with a 25-year HB&G warranty.

*See Warranty



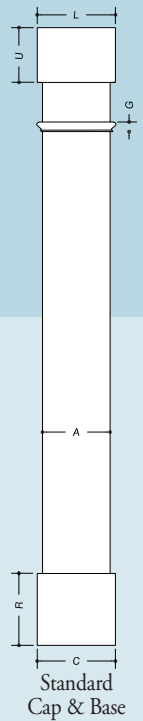
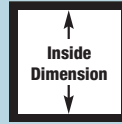
12" PermaWrap® Column

PLAIN PERMAWRAP® WITH STANDARD CAP & BASE DIMENSIONS (IN INCHES)

Col Width	A	C	G	L	R	U	Lengths
6"	5 ⁷ / ₈ "	6 ³ / ₄ "	1"	6 ³ / ₄ "	12"	6"	6', 8', 9', 10', 12'
8"	7 ⁷ / ₈ "	8 ³ / ₄ "	1"	8 ³ / ₄ "	12"	6"	6', 8', 9', 10', 12'
10"	9 ⁷ / ₈ "	10 ³ / ₄ "	1"	10 ³ / ₄ "	12"	6"	6', 8', 9', 10', 12'
12"	11 ⁷ / ₈ "	12 ³ / ₄ "	1"	12 ³ / ₄ "	12"	6"	6', 8', 9', 10', 12'

INSIDE DIMENSIONS

6"	5 ¹ / ₈ "
8"	7 ¹ / ₈ "
10"	9 ¹ / ₈ "
12"	11 ¹ / ₈ "



Ogee cap and base available. Structural options available.
• STD cap and base= 3/8" material.

PERMAWRAP® PLAIN, FLUTED, RECESSED PANEL, AND RAISED PANEL WITH OGEE CAP & BASE DIMENSIONS (IN INCHES)

Col Width	A	C	G	L	N	O	S*	R	U	Lengths
6"	5 ⁷ / ₈ "	7 ¹ / ₄ "	1 ¹ / ₈ "	7 ¹ / ₄ "	6"	6"	1 ³ / ₄ "	9"	7"	6', 8', 9', 10', 12'
8"	7 ⁷ / ₈ "	9 ¹ / ₄ "	1 ¹ / ₈ "	9 ¹ / ₄ "	6"	6"	1 ³ / ₄ "	9"	7"	6', 8', 9', 10', 12'
10"	9 ⁷ / ₈ "	11 ¹ / ₄ "	1 ¹ / ₈ "	11 ¹ / ₄ "	6"	6"	1 ³ / ₄ "	9"	7"	6', 8', 9', 10', 12'
12"	11 ⁷ / ₈ "	13 ¹ / ₄ "	1 ¹ / ₈ "	13 ¹ / ₄ "	6"	6"	1 ³ / ₄ "	9"	7"	6', 8', 9', 10', 12'

NUMBER OF FLUTES PER SIDE

6"	3
8"	5
10"	7
12"	8

INSIDE DIMENSIONS*

6"	3 ⁷ / ₈ "
8"	5 ⁷ / ₈ "
10"	7 ⁷ / ₈ "
12"	9 ⁷ / ₈ "

*Recessed Panel

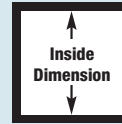
*Ogee cap and base = 5/8" material.

Rail breaks are 7" long and designed to fit 36" or 42" rail heights.

*S dimension for 6" raised panel is 1-1/4",
8" raised panel is 1-1/2".

S dimension for fluted columns vary.

Additional sizes are available.



PERMAWRAP® PLAIN, RECESSED, AND RAISED PANEL CRAFTSMAN DIMENSIONS (IN INCHES)

Col Width	A	B	C	G	L	N	O	S	R	U	Lengths
10" x 6"	9 ⁷ / ₈ "	5 ⁷ / ₈ "	12 ⁷ / ₈ "	1 ¹ / ₈ "	8 ⁷ / ₈ "	6"	6"	1 ³ / ₄ "	2"	2"	48", 54", 60", 66", 72", 84", 96", 108", 120"
12" x 8"	11 ⁷ / ₈ "	7 ⁷ / ₈ "	14 ⁷ / ₈ "	1 ¹ / ₈ "	10 ⁷ / ₈ "	6"	6"	1 ³ / ₄ "	2"	2"	48", 54", 60", 66", 72", 84", 96", 108", 120"
16" x 10"	15 ⁷ / ₈ "	9 ⁷ / ₈ "	18 ⁷ / ₈ "	1 ¹ / ₈ "	12 ⁷ / ₈ "	6"	6"	1 ³ / ₄ "	2"	2"	48", 54", 60", 66", 72", 84", 96", 108", 120"
20" x 15"	19 ⁷ / ₈ "	14 ⁷ / ₈ "	22 ⁷ / ₈ "	1 ¹ / ₈ "	17 ⁷ / ₈ "	6"	6"	1 ³ / ₄ "	2"	2"	48", 54", 60", 66", 72", 84", 96", 108", 120"
24" x 16"	23 ⁷ / ₈ "	15 ⁷ / ₈ "	26 ⁷ / ₈ "	1 ¹ / ₈ "	18 ⁷ / ₈ "	6"	6"	1 ³ / ₄ "	2"	2"	48", 54", 60", 66", 72", 84", 96", 108", 120"

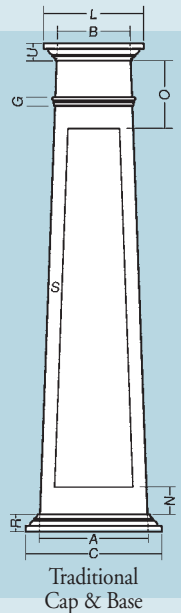
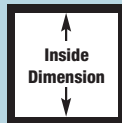
Additional sizes are available from 5" to 24" wide and 2' to 20' in length.

PLAIN PANEL INSIDE DIMENSIONS

	Bottom	Top
10" x 6"	8 ⁷ / ₈ "	4 ⁷ / ₈ "
12" x 8"	10 ⁷ / ₈ "	6 ⁷ / ₈ "
16" x 10"	14 ⁷ / ₈ "	8 ⁷ / ₈ "
20" x 15"	18 ⁷ / ₈ "	13 ⁷ / ₈ "
24" x 16"	22 ⁷ / ₈ "	14 ⁷ / ₈ "

RECESSED PANEL INSIDE DIMENSIONS

	Bottom	Top
10" x 6"	7 ⁷ / ₈ "	3 ⁷ / ₈ "
12" x 8"	9 ⁷ / ₈ "	5 ⁷ / ₈ "
16" x 10"	13 ⁷ / ₈ "	7 ⁷ / ₈ "
20" x 15"	17 ⁷ / ₈ "	12 ⁷ / ₈ "
24" x 16"	21 ⁷ / ₈ "	13 ⁷ / ₈ "



PERMAWRAP® PEDESTAL DIMENSIONS (IN INCHES)

Col Width	A	C	L	N	O	S	R	U	Lengths
12"	11 ⁷ / ₈ "	14 ⁷ / ₈ "	14 ⁷ / ₈ "	6"	6"	1 ³ / ₄ "	2"	2"	40", 46"
16"	15 ⁷ / ₈ "	18 ⁷ / ₈ "	18 ⁷ / ₈ "	6"	6"	1 ³ / ₄ "	2"	2"	40", 46"
20"	19 ⁷ / ₈ "	22 ⁷ / ₈ "	22 ⁷ / ₈ "	6"	6"	1 ³ / ₄ "	2"	2"	40", 46"
24"	23 ⁷ / ₈ "	26 ⁷ / ₈ "	26 ⁷ / ₈ "	6"	6"	1 ³ / ₄ "	2"	2"	40", 46"

Additional sizes are available.

INSIDE DIMENSIONS*

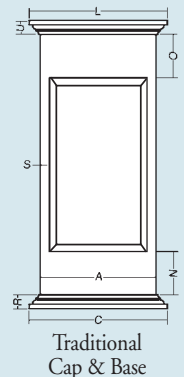
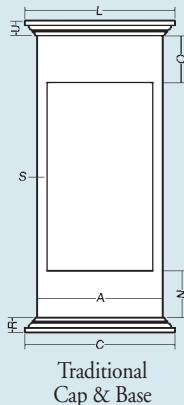
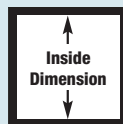
12"	10 ⁷ / ₈ "
16"	14 ⁷ / ₈ "
20"	18 ⁷ / ₈ "
24"	22 ⁷ / ₈ "

*Plain

INSIDE DIMENSIONS*

12"	9 ⁷ / ₈ "
16"	13 ⁷ / ₈ "
20"	17 ⁷ / ₈ "
24"	21 ⁷ / ₈ "

*Recessed Panel



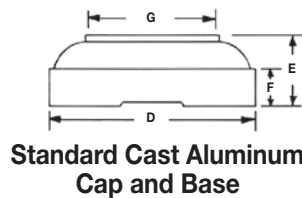
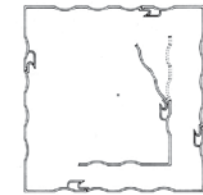
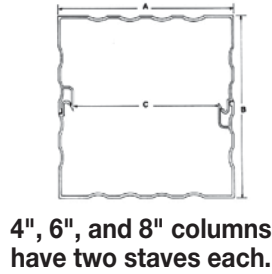

CPVC PAINTING AND FINISHING

Caulk where required using Siroflex® brand Sealant and Adhesive provided by manufacturer. Putty any holes using acrylic putty or caulk. Lightly sand or scuff surface of column. Clean surface of column to remove any dirt or hand oil residue with light detergent and water, denatured alcohol, or window cleaner. Be sure to remove soap residue with clean water. Apply one coat of 100% acrylic exterior bonding primer and one or more finish coats of 100% acrylic exterior paint.

Do not paint columns using dark colors (dark colors are considered any color that falls within the L value of 56 to 0). L is a measure of lightness of an object and ranges from 0 (black) to 100 (white).

TRADITIONAL SQUARE ALUMINUM COLUMNS

• Pre-Finished • Load Bearing • Low Maintenance • Available in Fluted, Recessed Panel, or Plain



WHITE SQUARE FLUTED COLUMN DIMENSIONS				
Col. Size	# of Staves	A	B	C
4"	2	4-1/4"	4-1/4"	3-3/8"
6"	2	5-1/2"	5-1/2"	4-5/8"
8"	2	7-1/2"	7-1/2"	6-5/8"
10"	4	9-3/8"	9-3/8"	8-1/2"

AVAILABLE SIZES			
4" x 8'	6" x 8'	8" x 8'	10" x 8'
4" x 10'	6" x 9'	8" x 9'	10" x 9'
	6" x 10'	8" x 10'	10" x 10'

CAP AND BASE DIMENSIONS				
Col. Size	D	E	F	G
4"	6-1/4"	1-7/8"	1"	4-3/8"
6"	8-1/4"	2-3/4"	1-1/2"	5-5/8"
8"	10-1/2"	2-3/4"	1-1/2"	7-5/8"
10"	12-1/4"	3"	1-5/8"	9-7/8"

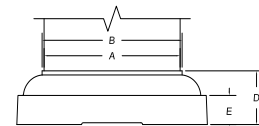
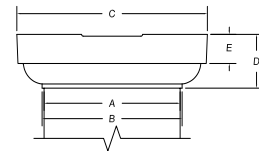
WHITE FLUTED ROUND ALUMINUM COLUMN

Round fluted aluminum columns are no-taper and have been designed to provide a lifetime of structural integrity. Columns are pre-finished and load bearing.

AVAILABLE SIZES
6" x 8'
6" x 9'
6" x 10'
8" x 8'
8" x 9'
8" x 10'
10" x 8'
10" x 9'
10" x 10'

STANDARD CAPS AND BASES (Dimensions in inches on columns and bases)					
Col. Dia.	A	B	C	D	E
6"	5-3/4"	6-1/8"	7-1/2"	2-1/8"	1-1/16"
8"	7-3/4"	8-1/4"	10"	2-11/16"	1-1/4"
10"	9-9/16"	10"	12-1/2"	3-3/8"	1-5/8"


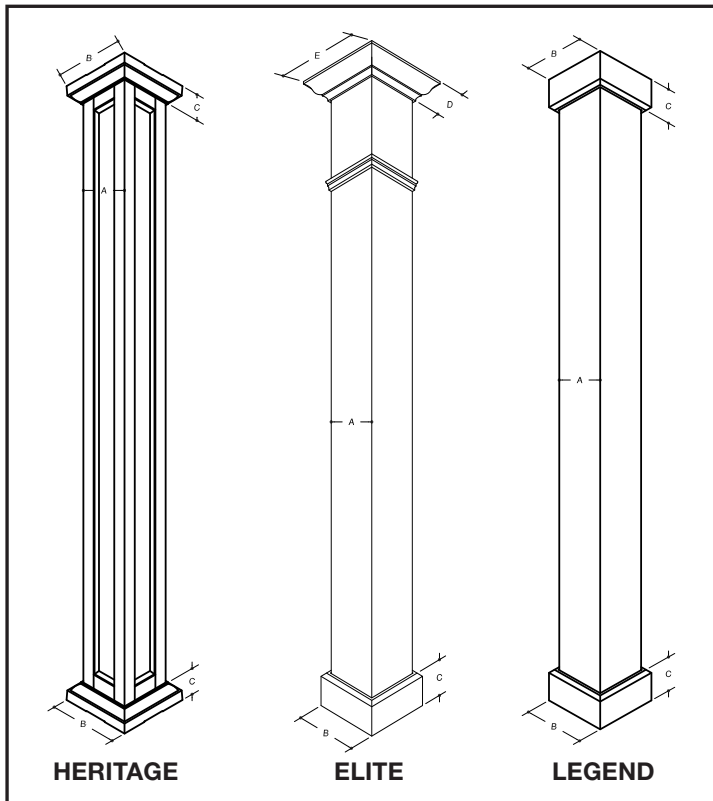
DIMENSION DATA (IN INCHES)				
Col. Dia.	# Staves in Whole Column	# Staves in 1/2 Column	Column O.D.	Column I.D.
6"	3	2	5-3/4"	4-15/16"
8"	3	2	7-3/4"	7"
10"	4	2	9-9/16"	8-3/4"



STD. CAP & BASE



Heritage, Legend, and Elite Square Aluminum Columns



WHITE RECESSED PANEL HERITAGE COLUMN						
Nominal Size	STD. Lengths	A	B	C		
6"	8', 9', 10'	5-1/2"	8-1/2"	2-3/4"		
8"	8', 9', 10'	7-1/2"	10-1/2"	2-3/4"		
TEXTURED PLAIN ELITE COLUMN						
Nominal Size	STD. Lengths	A	B	C	D	E
6"	8', 9', 10'	5-1/2"	7-1/4"	5"	3"	10-1/2"
8"	8', 9', 10'	7-1/2"	9-1/4"	5"	3"	12-1/2"
TEXTURED PLAIN LEGEND COLUMN						
Nominal Size	STD. Lengths	A	B	C		
6"	8', 9', 10'	5-1/2"	7-1/4"	5"		
8"	8', 9', 10'	7-1/2"	9-1/4"	5"		



ROUND WOOD COLUMNS

COLUMN DIMENSIONS WITH STANDARD CAP AND BASE (IN INCHES)


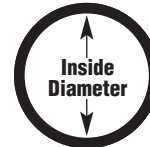
COL. SIZE	A	B	C	D	E	F	G	J	K	L	O	N	R	T	LENGTHS AVAIL (ft)
6"	5 ⁵ / ₈ "	4 ³ / ₈ "	7 ¹ / ₄ "	1 ³ / ₈ "	1 ¹ / ₄ "	9 ¹ / ₁₆ "	1 ⁵ / ₁₆ "	1 ¹ / ₁₆ "	1 ¹ / ₁₆ "	7"	4 ¹ / ₂ "	8"	3 ³ / ₁₆ "	2"	8,10
8"	7"	6 ¹ / ₄ "	9 ¹ / ₄ "	1 ¹ / ₂ "	1 ¹ / ₄ "	3 ¹ / ₄ "	1 ⁵ / ₁₆ "	1 ¹ / ₄ "	1 ¹ / ₄ "	8 ³ / ₈ "	4 ¹ / ₂ "	8"	3 ¹ / ₄ "	2"	8,10,12
10"	9"	8 ³ / ₄ "	11 ¹ / ₄ "	1 ¹ / ₂ "	1 ¹ / ₄ "	3 ³ / ₄ "	1 ⁵ / ₁₆ "	1 ¹ / ₄ "	1 ¹ / ₁₆ "	10 ¹ / ₂ "	4 ¹ / ₂ "	8"	3 ³ / ₄ "	2"	8,10,12
12"	11 ⁵ / ₈ "	9 ³ / ₈ "	13 ¹ / ₈ "	1 ³ / ₈ "	1 ¹ / ₄ "	7 ³ / ₈ "	1 ⁵ / ₁₆ "	1 ³ / ₄ "	1 ³ / ₈ "	12"	4 ¹ / ₂ "	8"	3 ¹ / ₈ "	2"	8, 10, 12

Larger sizes available. Call for quote.

ROUND WOOD INSIDE DIMENSIONS

Inside diameter may vary up to ¹/₄".
Splitting a column will decrease
inside dimension ¹/₈".

COL. DIA.	TOP I.D.	BOT I.D.
6"	3 ¹ / ₈ "	3 ¹ / ₈ "
8"	4 ³ / ₈ "	4 ³ / ₈ "
10"	6 ³ / ₄ "	6 ³ / ₄ "
12"	7 ¹ / ₈ "	9 ³ / ₈ "



CAPITALS AND BASES FOR WOOD COLUMNS

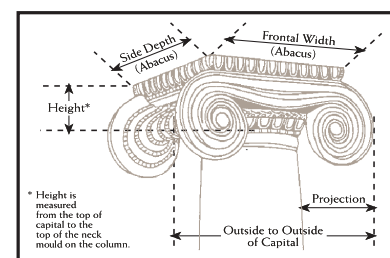
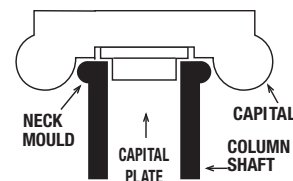
DECORATIVE CAPITAL DIMENSIONS FOR ROUND COLUMNS (IN INCHES)

Size of Columns (Diameter at bottom of shaft)		8"	10"	12"
Roman Ionic	Height	3 ¹⁵ / ₁₆ "	4"	4 ⁵ / ₈ "
	Abacus	8 ¹ / ₈ "	10 ³ / ₄ "	12 ¹ / ₂ "
	Projection	3 ¹ / ₈ "	4 ¹ / ₈ "	5"
	O/S to O/S	10 ¹ / ₂ "	13 ⁹ / ₁₆ "	16 ¹ / ₂ "
Greek Ionic	Height	4 ¹ / ₈ "	5 ⁵ / ₈ "	6 ⁹ / ₁₆ "
	Abacus	7 ¹⁵ / ₁₆ "	10 ¹¹ / ₁₆ "	14 ³ / ₈ "
	Projection	3 ⁵ / ₈ "	5"	7 ¹ / ₂ "
	O/S to O/S	11 ⁷ / ₈ "	14 ¹⁵ / ₁₆ "	20 ¹¹ / ₁₆ "
Temple of the Winds	Height	8"	10 ⁵ / ₁₆ "	11 ⁵ / ₈ "
	Abacus	11 ⁷ / ₈ "	13 ⁷ / ₁₆ "	16 ⁹ / ₁₆ "
	Projection	5 ¹ / ₂ "	6"	7"
	O/S to O/S	11 ⁷ / ₈ "	13 ⁷ / ₁₆ "	16 ⁹ / ₁₆ "
Roman Corinthian	Height	8 ¹¹ / ₁₆ "	11 ¹⁵ / ₁₆ "	14 ⁵ / ₈ "
	Abacus	12 ¹ / ₁₆ "	14 ⁵ / ₈ "	18 ⁷ / ₈ "
	Projection	4 ¹ / ₄ "	6 ¹ / ₄ "	8 ¹ / ₄ "
	O/S to O/S	12 ¹ / ₁₆ "	14 ⁵ / ₈ "	18 ⁷ / ₈ "
Samozi	Height	3 ¹ / ₈ "	4 ¹ / ₈ "	5 ¹ / ₁₆ "
	Abacus	9 ⁷ / ₈ "	14 ¹ / ₄ "	16 ⁵ / ₈ "
	Projection	3 ³ / ₈ "	5 ³ / ₈ "	6"
	O/S to O/S	10"	14 ¹ / ₄ "	16 ⁵ / ₈ "

• 8"-12" Round Decorative Capitals are load bearing.

8" - 12" LOAD BEARING DECORATIVE CAPITALS FOR ROUND WOOD COLUMNS

Adding a load bearing decorative capital to a round wood column will lengthen or shorten the overall height of the column depending on the height of the capital. Subtract the "T" dimension (from the column dimensions chart) and add the height of the decorative capital +/- ¹/₄" for overall column height.



Capitals and bases for wood columns are load bearing. The shaft fits between the capital and base and alters the height of the shaft. Several options are offered for wood columns.

CLASSIC CAPITAL AND BASE

The Classic style is standard and best complements the wood column.

DECORATIVE CAPITALS

Five styles of decorative capitals are available. Nothing makes a statement like wood columns with a decorative capital. 8"-12" decorative capitals for Round wood columns are load bearing.

Using a decorative capital with a wood shaft will alter the height of the shaft.

ATTIC BASE

Attic bases are used for a more ornate look and comes in two pieces. (In the chart, see DD for the plinth dimension and EE for the torus dimension.)

TIPS

When ordering a decorative cap order the appropriate base for the column.

Decorative caps will lengthen or shorten the height of the column.

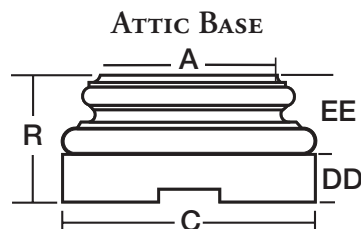
Ensure exact opening measurement prior to ordering column length.

WHAT YOU NEED TO KNOW

- The height of a column includes capital and base (Ex. 8' = shaft 7' 6 1/2" and capital and base total 8').
- Cap and base fit on top and bottom of column insulating the column from the elements.
- Split columns are not load bearing.
- Store columns in a dry, well-ventilated area.
- For exterior applications: Paint inside of column shaft with a nonfibrous asphaltum type roof coating. Application must reach minimum 48" up the inside bottom of the column shaft and must be painted.
- Wood columns require ventilation at the top and bottom.
- Failure to adhere to installation instructions voids the warranty.

CAPITAL AND BASE OPTIONS

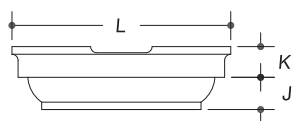
The same cap and base profiles offered in PermaCast® are also available for wood.



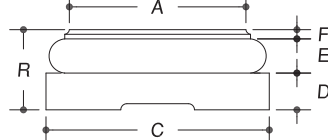
For columns 8" to 12" in diameter, bases, including plinth, are Polyurethane.

Column Size	Bottom DIA. (NET)	Round Base			
		A	C	DD	EE
8"	8-1/8"	10-1/4"	1-7/8"	3-1/4"	5-1/8"
10"	9-5/8"	13"	2-1/2"	4"	6-1/2"
12"	11-5/8"	16"	3"	4-5/8"	7-1/2"

STANDARD POLY CAP



STANDARD POLY BASE




STANDARD POLY CAP DIMENSIONS

Size	J	K	L
6"	1-5/16	1-5/16	7
8"	1-1/4	1-1/4	8-7/8
10"	1-1/4	1-5/16	10-1/2
12"	1-3/4	1-3/8	12

STANDARD POLY BASE DIMENSIONS

Size	A	C	D	E	F	R
6"	5-5/8	7-1/4	1-3/8	1-1/4	9/16	3-3/16
8"	7	9-1/4	1-1/2	1-1/4	3/4	3-1/4
10"	9	11-1/4	1-1/2	1-1/4	3/4	3-1/4
12"	11-5/8	13-1/8	1-3/8	1-1/4	7/8	3-1/8

CUSTOM SPLITTING OPTIONS




The PermaPost® Collection

- Weather Proof
- Insect Proof
- Load Bearing
- Low Maintenance

- Pre-finished White
- Ready to Install
- 25 Year Limited Warranty*

*See Warranty

Chamfered PermaPost®

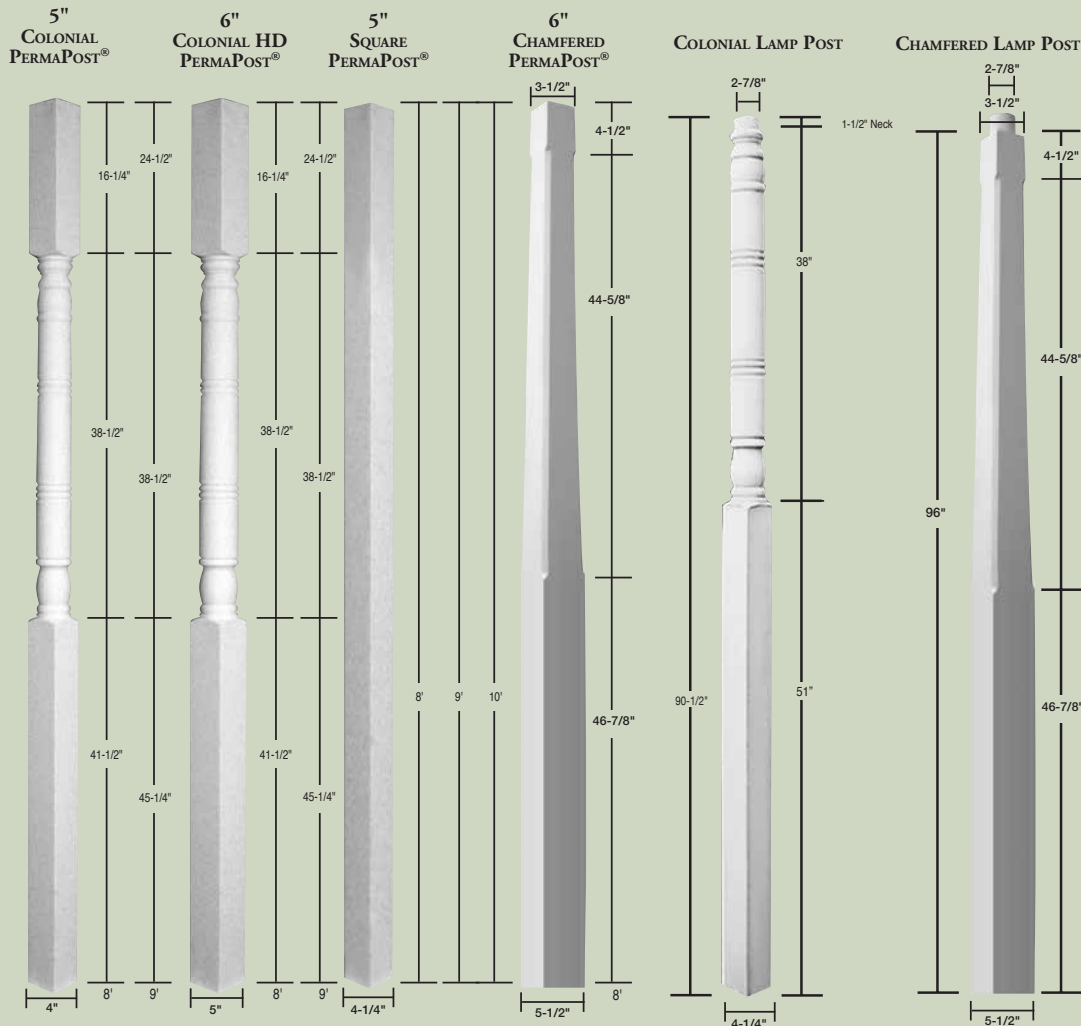


The Square PermaPost® is made from low maintenance PVC and is pre-finished with a white capstock. HB&G's Colonial and Chamfered PermaPost® are made from a low maintenance polyethylene and are pre-finished

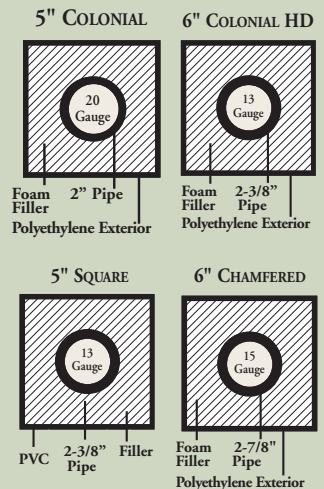
white and should not be painted. For a warm and inviting decorative look for your front porch, choose from either the 5" or 6" Colonial PermaPost®, the 5" Square PermaPost®, or the 6" Chamfered PermaPost®.

PermaPost®

Perma Lamp Posts



The Perma Lamp Post is an attractive way to light a drive or garden area. The pipe in the center is designed to allow a wire to be easily installed. The 2 7/8" pipe fits most outdoor lamp fixtures.




Porch-Loc®

- Adds wind uplift resistance
- Porch-Loc® secures structural Colonial and Square PermaPost® to floor and beam/header
- Easy installation
- Durable skirts included

AVAILABLE IN 3 SIZES

SIZE	Dimension
5" Colonial	4"
6" Colonial	5"
5" Square	4-1/4"

Skirts and hardware included



Description

Dimensions are nominal and may vary slightly.

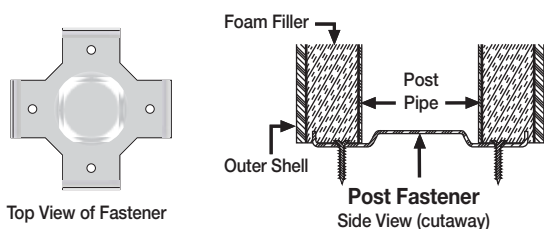
- 5" Colonial PermaPosts and Perma Lamp Posts are net 4".
- 6" Colonial PermaPosts are net 5".

Chamfered PermaPosts and Perma Lamp Posts are net 3-1/2" (top) and 5-1/2" (bottom)

- Square posts are net 4-1/4".
- Perma Lamp Posts can accommodate most outdoor lamp fixtures.

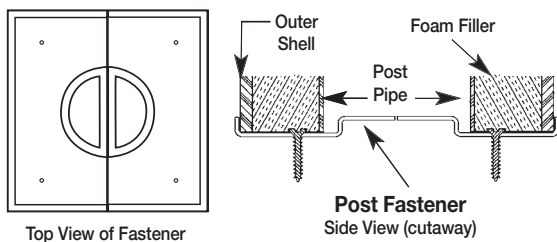
FASTENING SYSTEMS COLONIAL POST

Two (2) Post Fasteners are shipped with each colonial post.



SQUARE POST

Two (2) Post Fasteners are shipped inside each post.


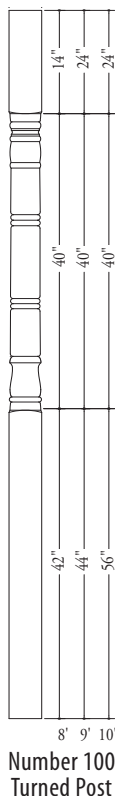


WOOD PORCH POSTS

NUMBER 100 TURNED WOOD POST*

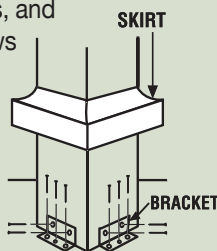
Our No. 100 turned wood posts are available in 4", 5", and 6" nominal sizes. (Cross sections are 3-1/4", 4-1/4", and 5-1/4" net size.)

*Plinths should always be used with wood posts.




Optional Synthetic Post Fastening Kits

Each kit comes complete with skirt, brackets, and TapCon screws for wood or concrete substrates. Available for all Synthetic Post styles.



ALUMINUM PLINTH FOR WOOD POST

Wood posts must be installed with aluminum plinths or quick mount bracket to comply with warranty.



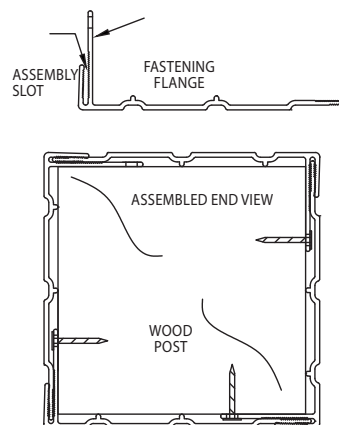
VINYL POST WRAP

- Designed to Dress up a Treated Square Wood Post
- Low Maintenance
- Insect and Weather Proof
- Installs in Minutes
- Perfect for Remodeling
- Limited Lifetime Warranty
- Pre-Finished White



SIZES: 4"x8.5', 4"x10', 6"x8.5', and 6"x10'

EASY INSTALLATION



*Adjustable skirts sold separately

The **HB** **G** PermaRail Plus® Collection

- Available in kits, components, and ready to install pre-built sections
- Prefinished; no painting required
- Compliant with IBC up to 10' and IRC up to 12' (CCRR-0262)
- Newel sleeve fits over a pressure treated 4 x 4 or newel support
- Durable, low maintenance
- Concealed hardware
- Adjustable stair rail brackets**
- Insect and weather proof
- 10/25 Year Limited Warranty*
- Rail Heights 36" and 42"
- Rail Lengths 6, 8, 10, and 12'
- 1-1/4", and 1-1/2" Square, and Turned Balusters



12" Round PermaCast® with Savannah PermaRail Plus® Railing


*See Warranty.

**Patent Pending.

The PermaRail Plus® railing system is a beautiful way to tie your whole porch look together. It is made up of several different components, allowing you the ability to create the designs that match your way of life. Easy to install, this

worry-free railing system will be a beautiful, low maintenance addition to your porch or deck for generations to come. Be sure to use the Coastal Newel Post Mount System in areas where coastal effect corrosion is a concern.

Savannah



Belhaven



Newport

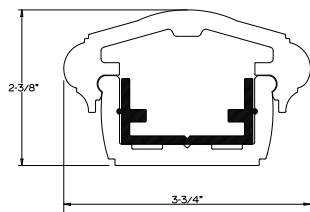


Standard

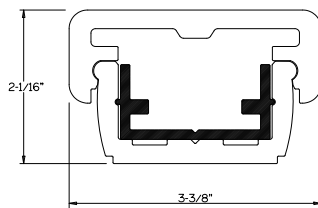


All rail sections are suitable for use with PermaCast® columns, PermaRail Plus® newels, or PermaPost®.

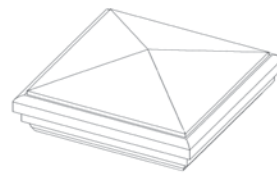
*HB&G recommends checking all applicable building code requirements before the design and installation of PermaRail Plus®.



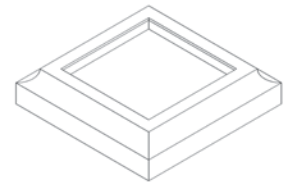
Savannah Top Rail*



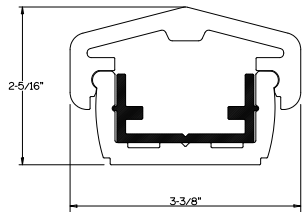
Belhaven Top Rail*



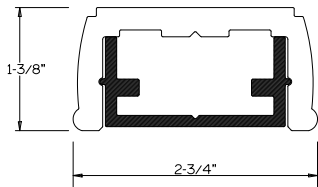
Newel Cap



Newel Skirt

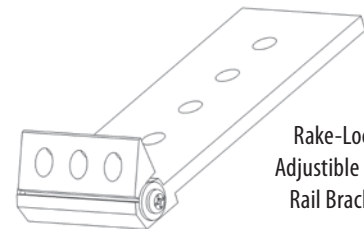


Newport Top Rail*

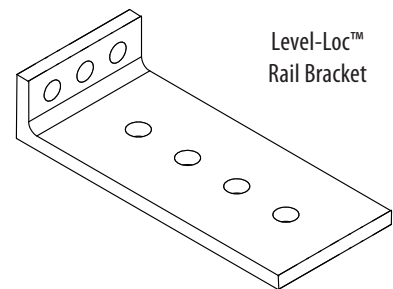


Standard Top Rail** and
Standard Bottom Rail with
Aluminum Stiffener

**Maximum 8' Length



Rake-Loc™
Adjustable Stair
Rail Bracket



Level-Loc™
Rail Bracket

*With Aluminum Stiffener and
Standard Bottom Rail




Supplemental Aluminum Stiffener for
Savannah, Newport, and Belhaven
for Rail Lengths over 8'

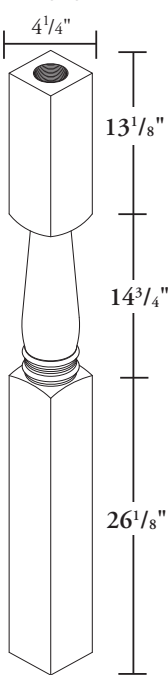


Standard Aluminum Stiffener

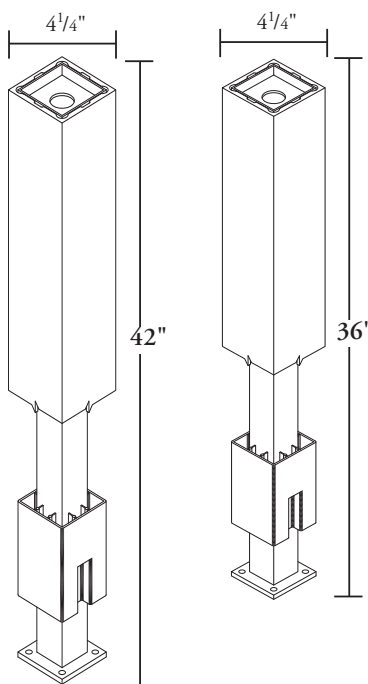
Chesterfield
Newel
Support Kit



Chesterfield
Newel



Newel-Loc™
Square Newel Post Mount System*




*The 36" and 42" Newel Post Mount are
designed for coastal conditions.

1-1/4" Square
Baluster
30" and 36"



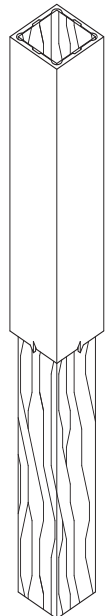
1-1/2" Square
Baluster
30" and 36"



1-1/2" Turned
Baluster
30" and 36"



PermaPorch®
Newel Sleeve
45" and 54"***



***Newel sleeves can be slid over an existing 4 x 4
or installed with the Newel Post Mount.

The top rail, bottom rail, and balusters are pre-finished white.
They are made from weather resistant cellular PVC.

Three Ways to Order the PermaRail Plus® Railing...

1. DO-IT-YOURSELF KIT

- Everything needed to assemble and install is included.
 - All standard level rail section components included in one box
 - Balusters and all installation hardware included
- Decorative top rail and Rake-Loc™ stair bracket sold separately
- **HOW TO ORDER:**
 - Choose Your Height: 36" 42"
 - Choose your Length: 6, 8, 10, 12' 6, 8, 10'
 - Choose Decorative Top Rail: Savannah, Newport, Belhaven
 - Note: Standard Rail System has a maximum length of 8'.
 - Optional concealed adjustable stair rail brackets for 6' and 8' rail lengths.
- Kit Includes:
 - Standard top and bottom rail
 - 1 ¼ balusters
 - Support block (s)
 - Aluminum stiffeners
 - Level-Loc™ rail assembly fasteners and installation hardware

2. INDIVIDUAL COMPONENTS

- Build your Own Design
- For complete rail system you will need the following:
 - Note: Standard Rail System has a maximum length of 8'
 - Standard top and bottom rail
 - Decorative top rail (if not using the Standard Top Rail*)
 - Aluminum stiffeners (2) - Supplemental stiffener for rail lengths over 8'
 - 1 ¼ or 1 ½" Balusters – 30" or 36" long
 - Support block(s)
 - Level-Loc™ rail hardware kit
 - Baluster screw kit

3. PRE-BUILT SECTIONS

- Shipped factory assembled in standard lengths
- Easy to install
- Everything needed to install included

• HOW TO ORDER:

- Choose Your Height: 36" 42"
- Choose your Length: 6, 8, 10, 12' 6, 8, 10'
- Choose Decorative Top Rail: Savannah, Newport, Belhaven
- Note: Standard Rail System has a maximum length of 8'
- Optional Concealed Adjustable Rake-Loc™ stair rail brackets for 6' and 8' rail lengths
- Onsite trimming and assembly completion required

*HB&G recommends checking all building codes before the design and installation of your PermaRail Plus® railing.

BUILDING CODE COMPLIANCE

PermaRail Plus® has been tested to the appropriate standards and found to be build code compliant (CCRR-0262) as follows:

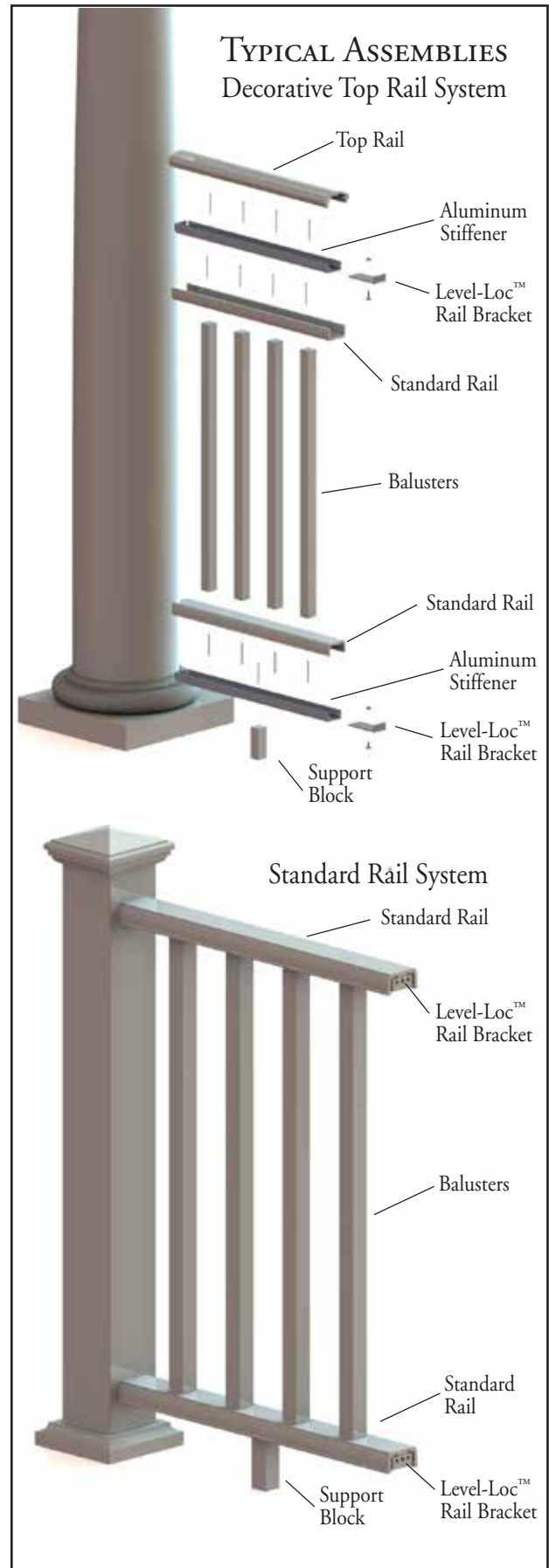
Decorative Top Rail System

	Level	Rake
IRC	up to 12'	up to 8'
IBC	up to 10'	up to 8'

Standard Top Rail System

	Level	Rake
IRC	up to 8'	up to 8'
IBC	up to 8'	up to 8'

Review your application to ensure intended use complies with all applicable building codes.





- Low Maintenance
- Primed White**
- Ready to Install and Paint

- Easy Installation
- 25 Year Limited Warranty*



12" Round PermaCast® Columns with Tuscan Cap and Base and 7" Balustrade System

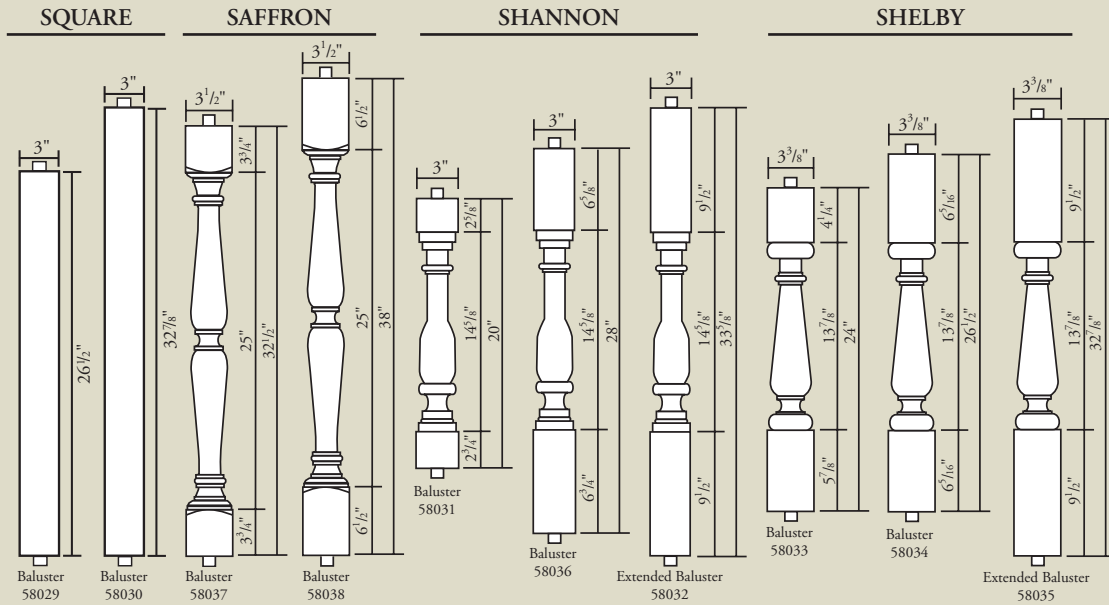
HB&G has created a unique and elegant balustrade system that can make your home stand out from the rest. These low-maintenance features are made by molding high-density urethane around structural elements in order to provide exceptional beauty,

*See Warranty


**Additional priming may be required

durability, and quality. Choose from three rail sizes and several baluster profiles. Curved balustrade systems are available in 10' sections. For more information about this exceptional addition to your porch, call 800-264-4HBG (4424).

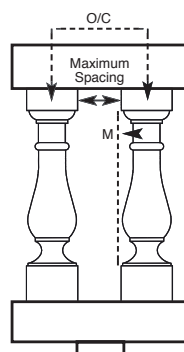
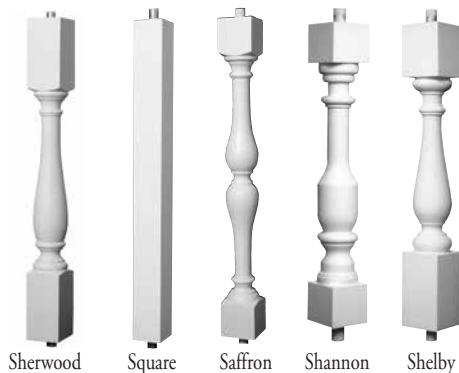
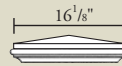
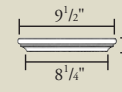
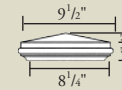
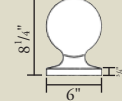
6" Balustrade System



SHERWOOD



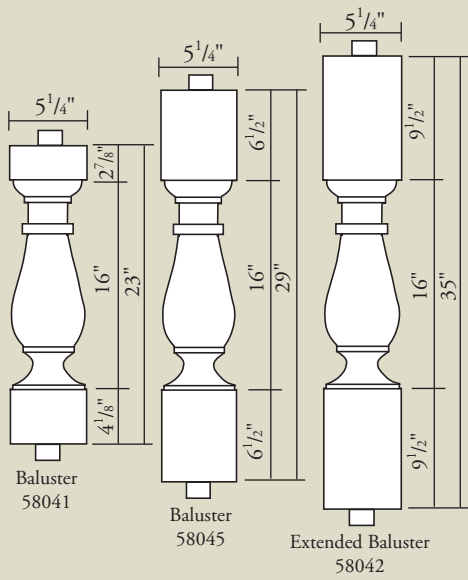
Poly moulding provided loose to be installed on job site. See page 11 for panel moulding styles.



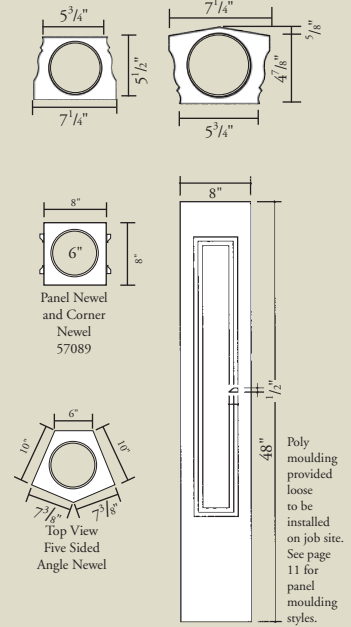
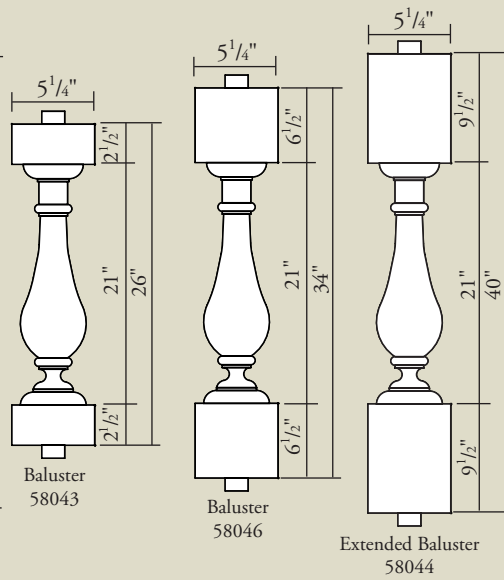
SKU	M	Maximum Spacing	O/C
58031	3/4"	2 1/4"	5 1/4"
58032	3/4"	2 1/4"	5 1/4"
58036	3/4"	2 1/4"	5 1/4"
58033	1"	2 1/8"	5 1/2"
58034	1"	2 1/8"	5 1/2"
58035	1"	2 1/8"	5 1/2"
58037	1"	2"	5 1/2"
58038	1"	2"	5 1/2"
58029	0"	4"	7"
58030	0"	4"	7"
58061	1 1/16"	1 3/4"	5 1/4"
58062	1 1/16"	1 3/4"	5 1/4"
58063	1 1/16"	1 3/4"	5 1/4"

7" Balustrade System

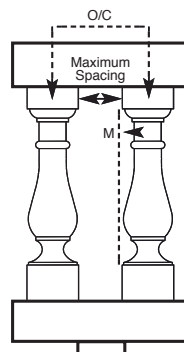
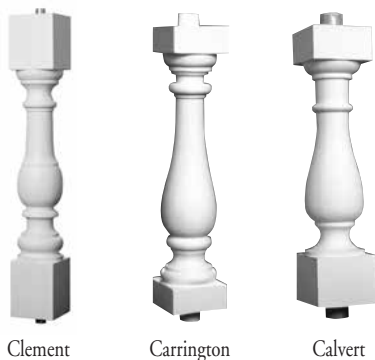

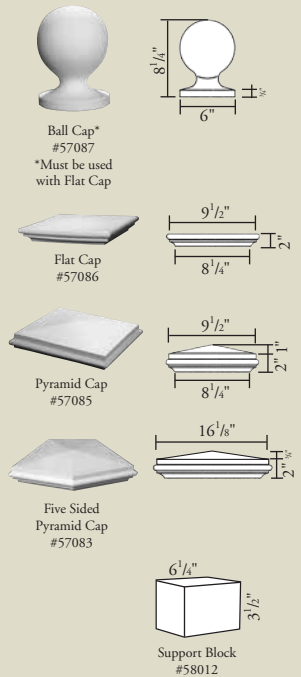

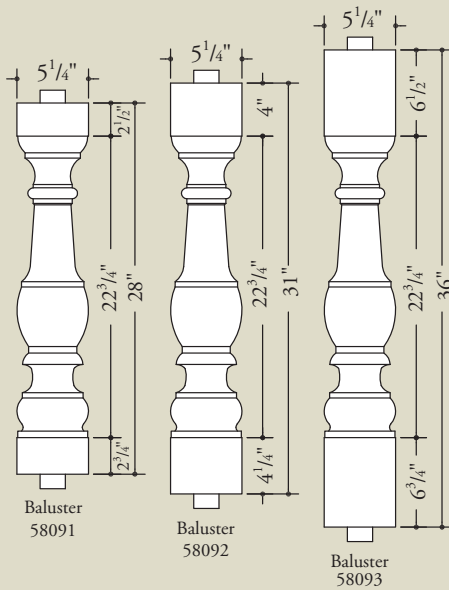
CALVERT



CARRINGTON



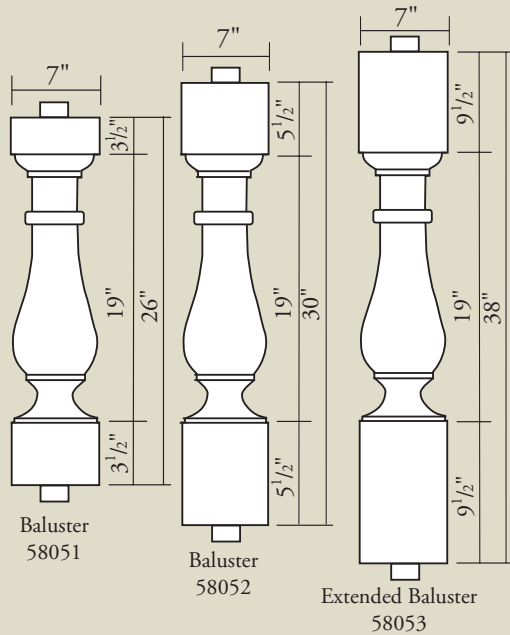
CLEMENT



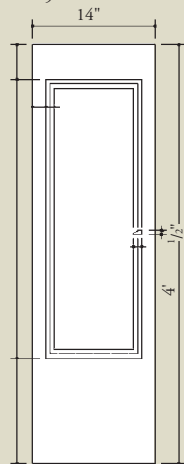
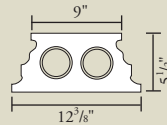
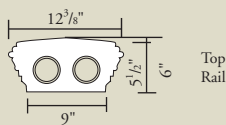
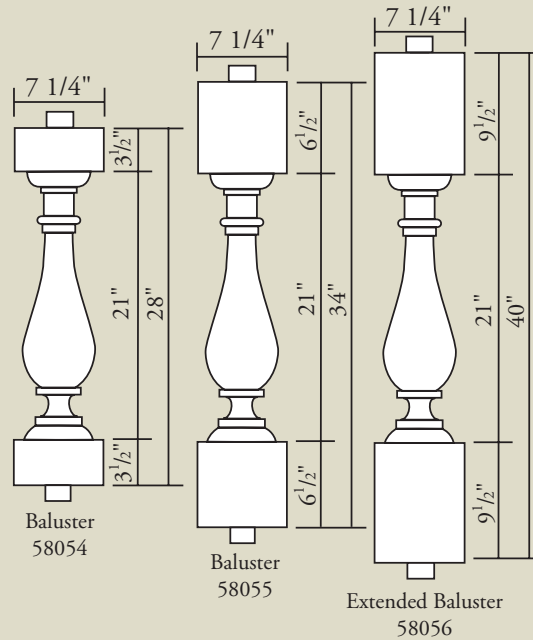
7"			
SKU	M	Maximum Spacing	O/C
58041	1-1/4"	1-1/4"	6-1/2"
58042	1-1/4"	1-1/4"	6-1/2"
58045	1-1/4"	1-1/4"	6-1/2"
58043	1-1/2"	3/4"	6"
58044	1-1/2"	3/4"	6"
58046	1-1/2"	3/4"	6"
58091	1-5/16"	1-3/8"	6-5/8"
58092	1-5/16"	1-3/8"	6-5/8"
58093	1-5/16"	1-3/8"	6-5/8"

12" Balustrade System

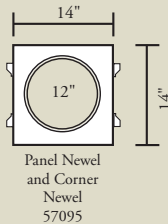
MANDEVILLE



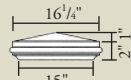
MANASSES



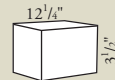
Poly moulding provided loose to be installed on job site. See page 11 for panel moulding styles.



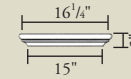
Plain Newel #57094



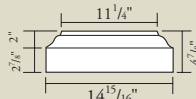
Pyramid Cap #57091



Support Block #58014



Flat Cap #57092



Classic Cap 57097

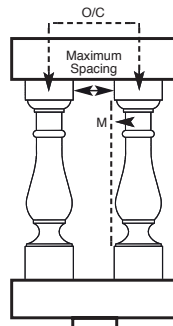


Ball Cap 7" 63058
10" 57096
12" 57093
*Must be used with Flat Cap



Mandeville

Manasses



12"

SKU	M	Maximum Spacing	O/C
58051	1-7/8"	3/16"	7-1/8"
58052	1-7/8"	3/16"	7-1/8"
58053	1-7/8"	3/16"	7-1/8"
58054	2-3/8"	0"	7-1/4"
58055	2-3/8"	0"	7-1/4"
58056	2-3/8"	0"	7-1/4"

Curved Balustrade System

- 6", 7", and 12" Rail Styles
- Low Maintenance
- Primed White
- Ready to install and paint
- Easy Installation
- 25 Year Warranty*
- Available in 60"-108" radius
- Modified Radius Available in 6" and 7" systems only

*See Warranty

HB&G Curved Balustrade System will add an elegant finishing touch to any house. Each top and bottom rail style is available in radius from 60" to 108" in 10' lengths. (See pages 38-40 for rail styles.)



Must purchase balusters and newels separately.

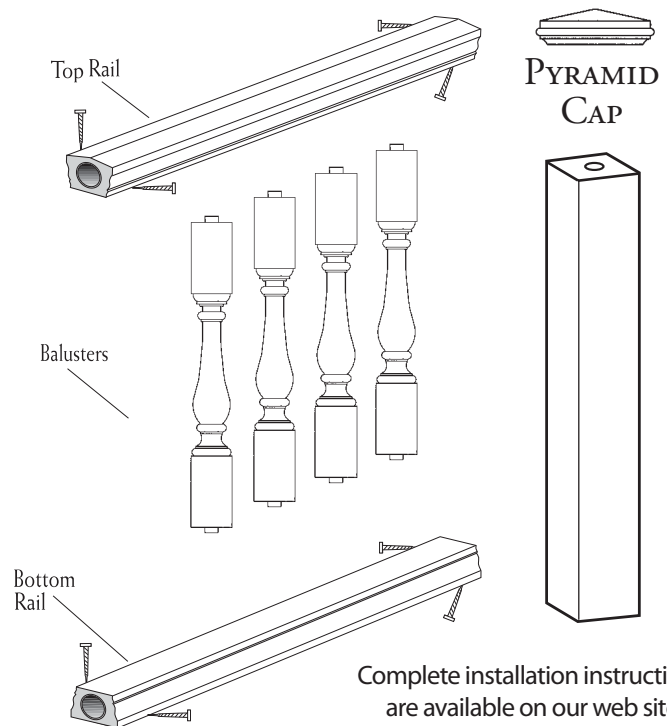
Building Codes

HB&G recommends checking all local, state, and national building codes before the design and installation of your balustrade system.

HB&G is not responsible or liable for any balustrade system that does not meet the requirements of the governing building code in the location where the system is installed.

The space between the bottom rail and the substrate should not be less than 2".

TYPICAL ASSEMBLY



Complete installation instructions are available on our web site or contact us via telephone or email.

NOTE: Rails are not pre-drilled.

PermaPorch® Ceiling

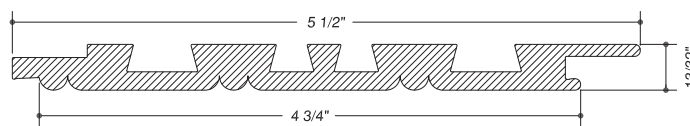
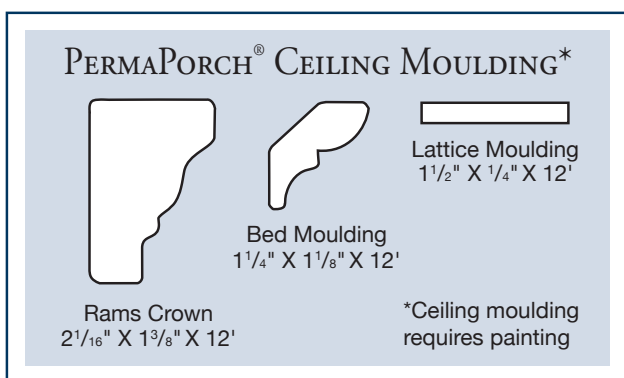
- Pre-finished white or blue
- Hidden Fastening (Blind Nail)
- Can be Installed on 24" Centers
- Can be easily painted

- 1 pc. (4.75" x 12') = 4.75 sq. ft. of Coverage
- 1 pc. (4.75" x 16') = 6.33 sq. ft. of coverage

Pre-finished with a capstock to match the PermaPorch® Railing, the PermaPorch® Ceiling is another low maintenance product in the HB&G PermaPorch® package. It can be used as a beaded ceiling or as an accent to any room as a dramatic wainscoting. With the PermaPorch® Ceiling, you and your family will enjoy a seamless and stylish porch ceiling for years to come. Once it's installed, it offers lasting beauty so you can sit back, relax, and enjoy the good life.



The PermaPorch® Ceiling comes pre-finished white or blue and ready to install in 12 ft. and 16 ft. lengths. It can also be painted to match the look and feel of your home. Then, to finish it off, choose from available ceiling mouldings.



FIBERGLASS PERGOLAS

- Wind load rated
- Low maintenance
- Ease of installation
- Pre-finished with ChromaGuard® engineered coating
- Will not rot, check or twist
- Hollow rafter can act as conduit for wiring
- Stability



SERENITY® SERIES FIBERGLASS PERGOLAS

HB&G manufactures fiberglass pergola kits using pultrusion technology to produce the strongest yet lightest structures available with a Limited Lifetime Warranty. Our structural fiberglass components are strong, light weight, and provide a higher level of aesthetic quality than vinyl or wood pergolas. Our Serenity® pergola kits are manufactured white with Napa Tails and square or no-taper round pultruded fiberglass columns without neck moulding. Optional wind-load/deck plates are available.



Standard
Napa Tails



PERMALITE® NO-TAPER ROUND COLUMN PERGOLA KITS

Overhead Size	Column Center Size	Column Size
Free Standing 12' x 12'	8' X 8'	8" X 8'
Free Standing 14' x 14'	10' X 10'	10" X 8'
Free Standing 16' x 16'	12' X 12'	10" X 8'

Standard Round Wind-Load/Deck Plate - 8"

Standard Round Wind-Load/Deck Plate - 10"

*Sold Separately, Deck Screws not included

NOTE: Shade canopies sold separately
Serenity® fiberglass pergolas are single support rafter with header style.



PERMALITE® SQUARE COLUMN PERGOLA KITS

Overhead Size	Column Center Size	Column Size
Free Standing 12' x 12'	8' X 8'	8" X 8'
Free Standing 14' x 14'	10' X 10'	10" X 8'
Free Standing 16' x 16'	12' X 12'	10" X 8'
Attached 12' x 10'	8' X 8'	8" X 8'
Attached 14' x 10'	10' X 8'	10" X 8'

Standard Square Wind-Load/Deck Plate - 8"

Standard Square Wind-Load/Deck Plate - 10"

*Sold Separately, Deck Screws not included

SEMI-CUSTOM OPTIONS*

Make our Serenity® or Tranquility® pergolas your own by selecting from our semi-custom options.

RAFTER TAIL OPTIONS



*Adds a week to shipping time

COLOR OPTIONS



* Color may differ due to print settings. Call for more information.

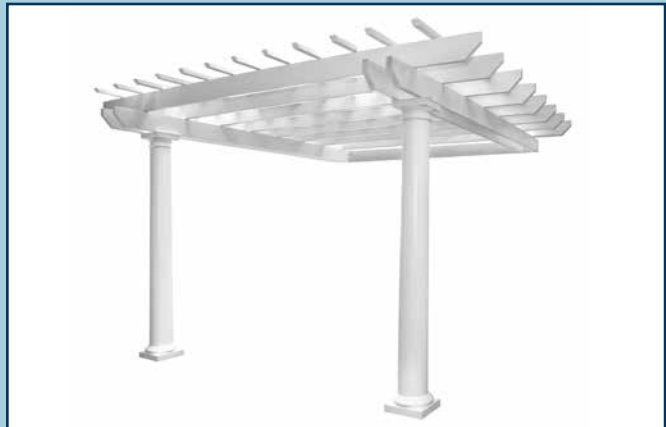
TRANQUILITY® SERIES PREDESIGNED FIBERGLASS PERGOLAS

Available with choice of 10"x8' PermaCast® Round Tapered or 10"x8' PermaLite® Square Columns, prefinished with a White ChromaGuard® engineered coating, our exclusive Arbor-Loc® tie-down system, and Napa rafter tail.



FREESTANDING PERGOLA OVERHEAD DIMENSIONS

12'x12'	14'x18'	18'x12'	20'x18'
12'x14'	14'x20'	18'x14'	20'x20'
12'x16'	14'x22'	18'x16'	20'x22'
12'x18'	16'x12'	18'x18'	22'x12'
12'x22'	16'x14'	18'x22'	22'x14'
14'x12'	16'x16'	20'x12'	22'x16'
14'x14'	16'x18'	20'x14'	22'x18'
14'x16'	16'x22'	20'x16'	22'x22'



ATTACHED PERGOLA OVERHEAD DIMENSIONS

12'x10'	14'x14'	18'x10'	20'x16'
12'x12'	14'x16'	18'x12'	20'x18'
12'x14'	14'x20'	18'x14'	20'x20'
12'x16'	16'x10'	18'x16'	22'x10'
12'x18'	16'x12'	18'x20'	22'x12'
12'x20'	16'x14'	20'x10'	22'x14'
14'x10'	16'x16'	20'x12'	22'x16'
14'x12'	16'x20'	20'x14'	22'x20'

NOTE: Tranquility® predefined fiberglass pergolas are double support rafter, no header style.

SOLACE® SERIES FIBERGLASS PERGOLAS

The flexible design of HB&G's contemporary Solace® pergola makes it a smart choice. Manufactured to utilize our Mor-Shade® sail or canopy, Solace® delivers shade with a crisp, clean appearance.

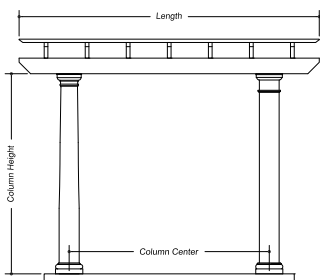


Overhead Size	Column Center	Column Size*
8' x 8'	8' x 8'	10" x 9'
10' x 10'	10' x 10'	10" x 9'
12' x 12'	12' x 12'	10" x 9'

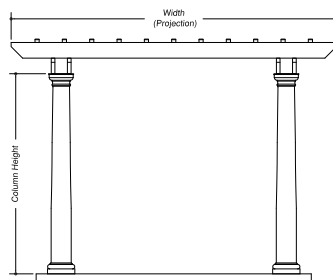
*Solace® fiberglass pergolas utilize 10" x 9' PermaLite® columns.

UNDERSTANDING PERGOLA DIMENSIONS

FREESTANDING PERGOLAS

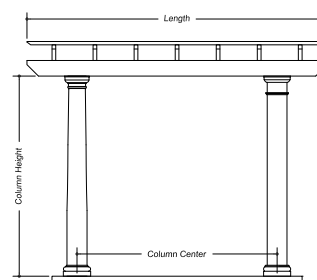


Front View
Beam / Structural rafters run the length of the pergola.

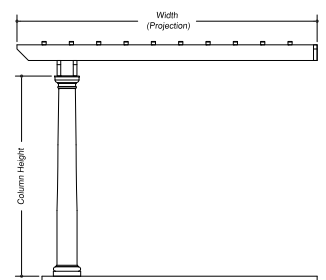


Side View
Rafters run the width (Projection) of the pergola.

ATTACHED PERGOLAS



Front View
Ledger runs length of pergola.



Side View
Width (Projection) of the pergola top projects from the structure.

NOTE: Pergola sizes are described as length x width as shown in the examples above.

MOR-SHADE® FOR STRUCTURAL FIBERGLASS PERGOLAS

HB&G offers three ways to increase the shade provided by your pergola: Mor-Shade® Canopy, Purlin, and Shade Sail. Each option is specifically designed to be an attractive accent to your pergola and create a shelter from the sun's rays.

The combination of an HB&G pergola and a Mor-Shade® shade solution is the ultimate combination of beauty, function, and versatility to create your outdoor living room.

MOR-SHADE® CANOPY

Designed for ease of use our exclusive Mor-Shade® Canopy slides on a wired system that is ready to install out of the box. The unique modular design is easy to install, just like our fiberglass pergolas, to enhance your outdoor living experience. Designed to quickly lock individual canopy panels in place to provide shelter from the sun or remove panels as quickly when the sun goes down.




NOTE: Mor-Shade® Canopy and Shade Sail must be removed when severe weather is anticipated or the warranty is void.

MOR-SHADE® PURLIN

Increase the size and number of purlin on the top of the pergola to increase the amount of shade provided by the pergola.



CANOPY AND SAIL COLOR OPTIONS



**Color may differ slightly due to print settings.
Please call for more information.

MOR-SHADE® SHADE SAIL

The Mor-Shade® Shade Sail is a solid fabric cover that is easy to install and remove based on weather conditions and time of year.

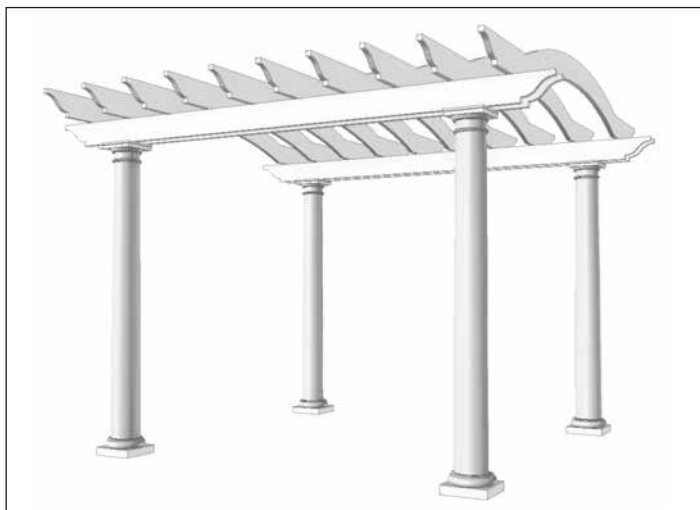


HARMONY™ SERIES PREDESIGNED PVC PERGOLAS

- **Low Maintenance**
- **High Quality Cellular PVC**
- **Ease of Installation**
- **Insect and Weather Proof**
- **Ready to Prime and Paint**
- **25 Year Limited Warranty***

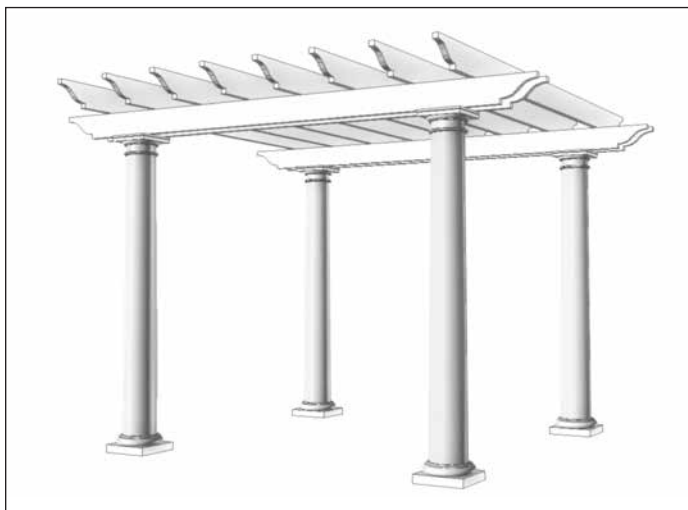
The craftsmen at HB&G manufacture Harmony™ PVC pergolas from high quality cellular PVC. These attractive, timeless pergolas are unaffected by moisture and insects making them perfect for creating an outdoor living oasis.

Our pergolas are easy to install and low maintenance. Available with a choice of 10" x 8' PermaCast® Round Tapered or 8" x 8' PermaCast® Square Columns.



**ARCHED TOP CELLULAR
PVC PERGOLAS**

Overhead Dimensions	Column Center	Column Style
14' X 14'	10' x 10'	Round/Square
14' X 16'	10' x 12'	Round/Square
14' X 18'	10' x 14'	Round/Square
16' X 16'	12' x 12'	Round/Square
16' X 18'	12' x 14'	Round/Square
18' X 18'	14' x 14'	Round/Square



**FREE STANDING AND ATTACHED
FLAT TOP CELLULAR PVC PERGOLAS**

Overhead Dimensions	Column Center	Column Style
14' X 14'	10' x 10'	Round/Square
14' X 16'	10' x 12'	Round/Square
14' X 18'	10' x 14'	Round/Square
16' X 16'	12' x 12'	Round/Square
16' X 18'	12' x 14'	Round/Square
18' X 18'	14' x 14'	Round/Square



*See Warranty

Follow cPVC painting instructions on page 25.

NOTE: Harmony™ cPVC pergolas are double rafter support, no header or purlin style with Classic tails.

OUTDOOR LIVING PRODUCTS

HB&G manufactures its outdoor living products with the same materials used in our high performance Fiberglass Pergolas. They are low maintenance, easy to install, and will not rot, check, or twist.

PRIVACY SCREENS

Add outdoor privacy with HB&G's Privacy Screens. Perfect for pool or dining areas or multi-family applications. Two standard sizes are available with Napa tails.

Size	Column
12' Privacy Screen	10" x 8' Square PermaLite®
24' Corner Privacy Screen	10" x 8' Square PermaLite®



ENTRY ARBOR

Formalize an entrance or dress up a garden area with HB&G's Entry Arbors. Two standard sizes are available.

Size	Column Center	Column
12' x 3' Arbor	8'	8" x 8' PermaCast® Round
12' x 3' Arbor	8'	8" x 8' PermaLite® Square

EYEBROW / TRELLIS

Designed to complement the architecture of your home. HB&G's Eyebrow/Trellises are available in three standard sizes with Napa tails.

Length		
11' Eyebrow	18' Eyebrow	20' Eyebrow



Brackets

HB&G Polyurethane Brackets provide an inexpensive and low maintenance way to dress up your home. Choose from a wide variety of styles.

Brackets can be used with either PermaPosts or wood posts. Enjoy a low-maintenance way to add style and decor to your front porch.



Adams

H-17 $\frac{1}{4}$ "; W-2 $\frac{3}{4}$ "; P-13 $\frac{1}{4}$ "



Bridgeport

H-15 $\frac{1}{4}$ "; P-15 $\frac{1}{4}$ "



Chelsea
Wood

H-13 $\frac{3}{8}$ "; P-13"




Chippendale

H-14 $\frac{3}{4}$ "; P-14 $\frac{3}{4}$ "



Drury Lane

H-12 $\frac{9}{16}$ "; P-10 $\frac{1}{4}$ "



Floral
Bracket

H-13 $\frac{1}{4}$ "; P-10"



Hessian

H-15 $\frac{7}{8}$ "; P-15 $\frac{7}{8}$ "



Lady
Lucille

H-13 $\frac{3}{4}$ "; W-2 $\frac{1}{2}$ "; P-9 $\frac{3}{4}$ "



Lions Gate

H-15"; P-14"




Portsmouth

H-13 $\frac{1}{2}$ "; P-13 $\frac{1}{2}$ "



Princess
Anne

H-14 $\frac{1}{2}$ "; W-4"; P-9 $\frac{1}{4}$ "



Princess
of Wales

H-19"; P-15"



Roanoke
House

H-16"; P-9 $\frac{1}{4}$ "



Seaside
Bracket

H-11 $\frac{13}{16}$ "; P-11 $\frac{13}{16}$ "



Smithson

H-15 $\frac{3}{8}$ "; P-15 $\frac{3}{8}$ "



Victoria

H-15"; W-4"; P-9 $\frac{1}{2}$ "



Sun Rays

H-12 $\frac{1}{4}$ "; P-12 $\frac{1}{4}$ "



Townsend

H-9 $\frac{9}{8}$ "; W-3 $\frac{1}{2}$ "; P-6 $\frac{3}{4}$ "



Trillium

H-22 $\frac{7}{8}$ "; P-13 $\frac{1}{4}$ "



Saint
Martin

H-14 $\frac{1}{16}$ "; P-12 $\frac{11}{16}$ "



Seaside
Centerpiece

H-5 $\frac{7}{8}$ "; L-20 $\frac{1}{2}$ "



Fleur de lis
Centerpiece

H-7 $\frac{11}{16}$ "; L-24"



Waverly
Centerpiece

H-6"; L-20"



Belle Grande
Centerpiece

H-5 $\frac{15}{16}$ "; L-24 $\frac{1}{4}$ "



Victoria
Centerpiece

H-5 $\frac{3}{8}$ "; W-2"; L-20"

- Custom cPVC brackets are also available.

Medallions

Add character to any room with HB&G's ceiling medallions. With so many styles and sizes to choose from, you can be sure to find the products that have

the look and feel your room needs. These historically accurate accents are lightweight, durable, easy to install, and low maintenance.



ASHTON
NO. 79170, D 17 1/2"



CABOT
NO. 79450, D 44 3/4"



QUEEN ANNE
NO. 79477, D 21"



EGG AND DART
NO. 79487, D 30 5/8"
NO. 79486, D 24"
NO. 79485, D 18 1/2"



BRISTOL
NO. 79472, D 29 3/4"
NO. 79471, D 23 3/8"
NO. 79470, D 16 1/8"



ANSLEY
NO. 79483, D 29 1/2"
NO. 79482, D 23 3/8"
NO. 79481, D 16"



CHERUB
NO. 79469, D 22 3/16"



CHARLOTTE
NO. 79478, D 24"



BELLE MEADE
NO. 79120, D 12 1/4"



CORNWALL
NO. 79140, D 14 3/4"



MONTGOMERY
NO. 79090, D 9 3/4"



NORWICH
NO. 79455, D 31 1/8"



STRASBOURG
NO. 79475, D 27"
(2 3/8" Recessed Depth)




FLORENTINE
NO. 79465, D 28 1/2"



VENETIAN
NO. 79300, D 31"
NO. 79310, D 21 1/4"



BILTMORE
NO. 79479, D 25 3/4"
NO. 79480, D 16 1/16"


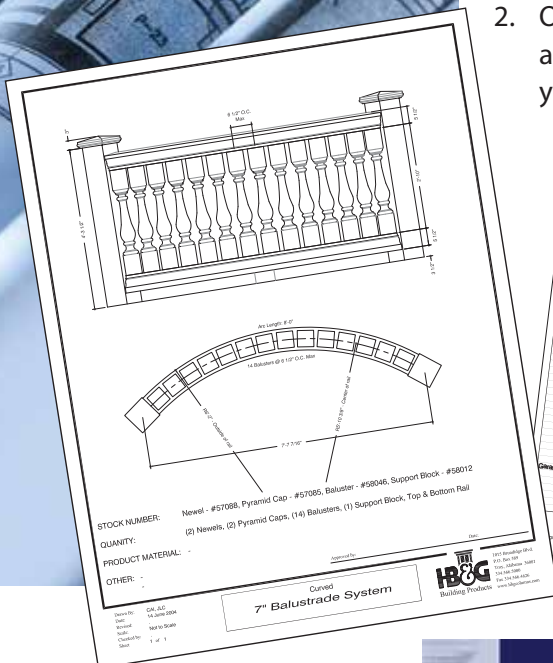


MONTICELLO
NO. 79280, D 27 7/8"
NO. 79282, D 23 3/4"



LADY SARA
NO. 79461, D 23 3/8"
NO. 79460, D 18"

1. Send your plans using one of these two methods:
 - Email your plans to
hbgtakeoffs@hbgcompanies.com
 - Mail your plans to
1015 Brundige Blvd.
Troy, AL 36081
Attn: Architectural Dept.
2. Once we have your plans, we will provide a detailed product list and drawings for your project.



HB&G offers a one hour continuing education course. This course can be given as a “lunch and learn” or taken online at www.hbgcolumns.com, click on the architectural corner link. For more information contact our architectural department at 1-800-264-4HBG (4424). This course is AIA and AIBD certified.



HB&G Building Products, Inc.'s Product Limited Warranties

HB&G Building Products, Inc. extends the following Limited Warranty (the "Warranty") to original purchasers of its materials and components (the "Product").

An "Original Purchaser" is a retailer, distributor, builder or supplier that purchases the Product or the first individual homeowner who purchases the Product from a retailer, distributor, builder or supplier, whether or not the Product has been installed.

This Warranty is not transferable to subsequent owners of the property on which the Product has been installed.

Excepting finishes, which are addressed below, HB&G Building Products, Inc. warrants that when used under conditions of normal use and service and when properly installed in conformance with all HB&G installation instructions and all governing building codes, the Product shall conform to the specifications set forth in HB&G's published specifications in effect as of the date of shipment by HB&G and shall be free from defects in material and workmanship. Should a Product prove defective after review by HB&G Building Products Inc. of any claim, HB&G will provide at its discretion replacement parts, repair, or refund of those materials that it deems defective after its review. Installation, delivery and labor costs are **NOT** covered under this Warranty.

LIMITED WARRANTY TIME PERIODS:

Product	Single Family Residential	Commercial/MF Residential
SpunCast & Pultruded Fiberglass Columns	Limited Lifetime	25 Years
cPVC Columns & Column Wraps	25 Years	10 Years
Aluminum Columns	Limited Lifetime	25 Years
Wood: Columns, Posts and Structural Component Parts	1 Year	1 Year
Synthetic Porch Post	25 Year	10 Years
Vinyl Post Wrap	Limited Lifetime	25 Years
cPVC Railing	25 Years	10 Years
Polyurethane Balustrade/Railing	25 Years	10 Years
cPVC Ceiling	25 Years	10 Years
cPVC Pergola	25 Years	10 Years
Fiberglass Pergola and Outdoor Living Products	Limited Lifetime	25 Years
Mor-Shade® Canopy and Sail	5 Year	1 Year
Polyurethane Brackets & Medallions	10 Year	10 Year

Finish: HB&G warrants that the finish it has applied to the product will be free from defects. When used for its intended purpose, properly installed and maintained according to HB&G's installation instructions, for a period of 10 years from the date of shipment (a) will not peel (b) will not chip and (c) will not crack. This Warranty does not cover against fade or chalk of the Finish due to normal weathering. Normal weathering means exposure to sunlight and extremes of weather and atmosphere, which will cause any painted surface to gradually fade, chalk or accumulate dirt over time. This Warranty will cover HB&G's finish against excess color change beyond normal weathering. Excess color change means a change in color of HB&G's Finish by greater than four (4) delta E units. HB&G shall have the sole discretion to determine whether the Product exhibits excess color change.

Only "finishes" applied by HB&G are covered under this Warranty; for purposes of this Limited Warranty, "finish" means any paint or coating or cap stock applied by HB&G. With respect to any paint or other coating applied to the Product after shipment by HB&G, Original Purchasers must look to the warranty or warranties, if any, of the paint or coating manufacturer of such paint or coating for recourse as to defects or any other issue concerning such post-shipment, applied coatings.

HB&G Building Products, Inc.'s Product Limited Warranties

General Conditions & Exclusions:

This Warranty is not transferable and it is subject to the following general conditions and exclusions described below:

What is not covered:

There are certain conditions or applications over which HB&G Building Products Inc. has no control. This Warranty does not cover defects or problems as a result of such conditions or applications, including, but not limited to the following:

- Damage caused by improper installation, use, applications or maintenance.
- Damage caused by environmental conditions or use that exceeds design standards.
- Damage caused by accidents, Acts of God, abuse, vandalism, animal activity plant or vine growth, or any other external force.
- Damage resulting from mishandling in transit.
- Damages resulting from the failure to apply and maintain a finish or to properly finish to any Product.
- Damages caused by lack of routine maintenance, including, but not limited to painting and cleaning the product as needed.
- Installations that are not compliant with HB&G Building Products, Inc.'s instructions and all governing building codes and common building practices.
- Modifications to the column, such as splitting the column, by anyone, including but not limited to a retailer, distributor, builder, or supplier.
- Normal weathering, chalking, fading, discoloration, mold/mildew buildup, or the effects of atmospheric pollutants or sea spray.
- Non-Factory Applied finishes, applied sealants or caulking.
- Installation or labor costs.
- Improper Installation, including but not limited to installation in violation of building codes.
- Any product not manufactured by HB&G Building Products, Inc.
- Damage or distortion to the Product caused by twisting, bowing or other movement of the structure or structural supports to which the Product is attached.
- Color matching of the Product material and any other HB&G Building Products, Inc. material.

Disclaimer. THERE ARE NO WARRANTIES WHICH EXTEND BEYOND THE DESCRIPTION ON THE FACE HEREOF; HB&G BUILDING PRODUCTS, INC. MAKES NO WARRANTY OF MERCHANTABILITY OR WARRANTY OF FITNESS FOR A PARTICULAR PURPOSE WHATSOEVER WHETHER EXPRESS OR IMPLIED BY LAW, COURSE OF DEALING, COURSE OF PERFORMANCE, USAGE OF TRADE OR OTHERWISE.

Entire Agreement. By purchasing or using the Product, you agree that you have not and are not relying on any statement, representation, warranty, or agreement, including any representations, warranties or agreements arising from statute or otherwise in law, except for the warranties and representations expressly contained in this Limited Warranty.

Exclusive Remedy. HB&G Building Products Inc.'s provision of replacement parts is its sole liability and entire obligation under this Limited Warranty; Original Purchaser's remedies shall be limited solely and exclusively to the replacement of defective or non-conforming products. HB&G Building Products, Inc. shall not be responsible for incidental or consequential damages relating to the purchase or use of the Product.

Contractual Statute of Limitations. No action arising out of any claimed breach of this Limited Warranty by HB&G Building Products, Inc. may be brought more than ninety (90) days after the claim has accrued.

Rights May Vary By State. This warranty gives you specific legal rights and you may have other rights, which vary from state to state. Some states do not allow the exclusions or limitations of incidental or consequential damages, so the above limitations or exclusions may not apply to you.

This warranty is only applicable in the United States & Canada.

NOTES

NOTES



HB&G products can be purchased from:



1015 Brundidge Blvd.
Troy, AL 36081
www.hbgcolumns.com
1-800-264-4HBG (4424)