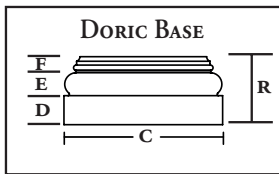
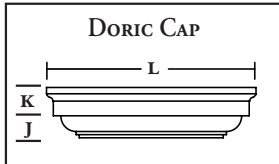


PERMA Capitals and Bases


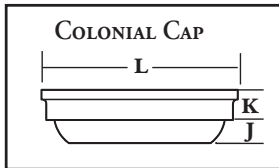
TUSCAN CAP AND BASES

Tuscan Cap and Base dimensions are located on: page 10 for Round PermsCast®; page 12 for SquarePermsCast®; page 22 for PermaLite Columns.





DORIC CAP AND BASE DIMENSIONS

Column Size	C	D	E	F	J	K	L	R
8"	10 ³ / ₈ "	1 ⁷ / ₈ "	1 ⁵ / ₈ "	7 ⁸ / ₈ "	1"	1 ³ / ₈ "	10"	4 ⁷ / ₁₆ "
10"	12 ⁵ / ₁₆ "	2 ³ / ₈ "	2 ¹ / ₁₆ "	1 ¹ / ₈ "	1 ⁵ / ₁₆ "	1 ¹¹ / ₁₆ "	12 ¹ / ₂ "	5 ⁹ / ₁₆ "
12"	15 ¹ / ₂ "	2 ⁷ / ₈ "	2 ¹ / ₂ "	1 ³ / ₈ "	1 ⁹ / ₁₆ "	2"	15"	6 ¹¹ / ₁₆ "
14"	18 ¹ / ₈ "	3 ⁵ / ₁₆ "	2 ⁷ / ₈ "	1 ⁹ / ₁₆ "	1 ¹³ / ₁₆ "	2 ³ / ₈ "	17 ¹ / ₂ "	7 ³ / ₁₆ "
16"	20 ⁷ / ₈ "	3 ³ / ₄ "	3"	2 ¹ / ₄ "	1 ⁹ / ₁₆ "	2 ³ / ₄ "	20 ¹ / ₂ "	9"
18"	23 ¹ / ₄ "	4"	3 ¹ / ₂ "	2 ¹ / ₂ "	1 ³ / ₄ "	3"	23 ¹ / ₈ "	10"
20"	27	4 ³ / ₄ "	3 ⁵ / ₈ "	2 ⁵ / ₈ "	2 ¹ / ₄ "	4	25	6 ¹ / ₄ "
22"	29 ³ / ₄ "	5 ¹ / ₄ "	3 ⁷ / ₈ "	2 ⁷ / ₈ "	3	4 ³ / ₈ "	27 ³ / ₈ "	6 ³ / ₄ "
24"	32 ¹ / ₂ "	5 ³ / ₄ "	4 ⁵ / ₁₆ "	3 ³ / ₁₆ "	3 ¹ / ₄ "	4 ¹ / ₂ "	29 ³ / ₄ "	7 ¹ / ₂ "
26"	35	6 ¹ / ₄ "	4 ⁵ / ₈ "	3 ¹ / ₂ "	3 ¹ / ₂ "	5 ¹ / ₈ "	32 ¹ / ₂ "	8 ¹ / ₈ "
28"	38	6 ³ / ₄ "	5	3 ⁵ / ₈ "	3 ⁷ / ₈ "	5 ¹ / ₂ "	34 ⁵ / ₈ "	8 ¹ / ₈ "
30"	40 ¹ / ₂ "	7 ¹ / ₄ "	5 ⁵ / ₈ "	4	4 ¹ / ₈ "	5 ⁷ / ₈ "	37	9 ³ / ₈ "
36"	48 ³ / ₄ "	8 ³ / ₄ "	6 ³ / ₈ "	4 ⁷ / ₈ "	5	7	44 ¹ / ₈ "	11 ¹ / ₄ "



COLONIAL CAP AND BASE DIMENSIONS

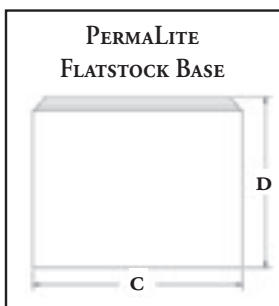
Col. Size	C	D	E	F	J	K	L	R
6"	7 ¹ / ₄ "	1 ³ / ₈ "	1 ¹ / ₄ "	1 ¹ / ₄ "	1"	1 ¹ / ₄ "	7"	2 ⁷ / ₈ "
8"	9 ¹ / ₈ "	1 ¹ / ₂ "	1 ⁵ / ₁₆ "	1 ¹ / ₄ "	1 ¹ / ₁₆ "	1 ³ / ₈ "	9"	3"
10"	11 ³ / ₁₆ "	1 ¹ / ₂ "	1 ¹ / ₄ "	1 ¹ / ₄ "	1 ¹ / ₁₆ "	1 ³ / ₈ "	10 ⁹ / ₁₆ "	3"
12"	13 ¹ / ₈ "	1 ¹ / ₂ "	1 ¹ / ₄ "	1 ¹ / ₄ "	1 ¹ / ₁₆ "	1 ³ / ₈ "	12"	3"



PERMALITE COLONY CAP AND BASE DIMENSIONS

Col. Size	C	D	E	L	K	J
6"	7 ¹ / ₄ "	1 ¹ / ₄ "	1 ¹ / ₂ "	7 ³ / ₄ "	1"	1 ¹ / ₂ "
8"	9 ¹ / ₂ "	1 ¹ / ₄ "	1 ¹ / ₂ "	10 ¹ / ₄ "	1 ¹ / ₂ "	1 ¹ / ₄ "
10"	11 ¹ / ₂ "	1 ¹ / ₄ "	1 ¹ / ₂ "	12 ¹ / ₄ "	1 ¹ / ₂ "	1 ¹ / ₂ "

PERMALITE FLATSTOCK BASE



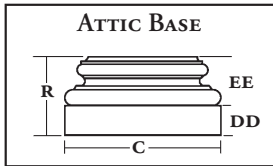
PERMALITE FLATSTOCK BASE DIMENSIONS

Column Size	Base	
	Width	Height
	C	D
8"	9 ¹ / ₄ "	8"
10"	11 ¹ / ₄ "	8"



PERMA Capitals and Bases

Choosing the right cap and base for your columns is as important as the selection of the column itself. The right cap and base can define the style of the front porch and create an atmosphere that compliments your lifestyle. The cap and base options offered by HB&G are shown on page 11. Please see the following data that corresponds with your cap and base selection to assure that you end up with the products that work best for you.




ATTIC BASE DIMENSIONS FOR PERMALITE COLUMNS

Col. Size	C	D
6"	7 ¹ / ₄ "	1 ¹ / ₄ "
8"	9 ¹ / ₂ "	1 ¹ / ₄ "
10"	11 ¹ / ₂ "	1 ¹ / ₄ "

DIMENSIONS OF ATTIC BASE FOR ROUND AND SQUARE COLUMNS

COLUMN SIZE	ROUND ATTIC				COLUMN SIZE	SQUARE ATTIC			
	C	DD	EE	R		C	DD	EE	R
6"	8 ⁵ / ₁₆ "	1 ³ / ₈ "	2 ³ / ₄ "	4 ¹ / ₈ "	6"	8 ⁷ / ₁₆ "	1 ³ / ₈ "	2 ⁷ / ₈ "	4 ¹ / ₄ "
8"	10 ¹ / ₈ "	1 ⁷ / ₈ "	3 ¹ / ₄ "	5 ¹ / ₈ "	8"	11"	1 ⁷ / ₈ "	3 ¹ / ₄ "	5 ¹ / ₈ "
10"	13"	2 ¹ / ₂ "	3 ⁷ / ₈ "	6 ¹ / ₂ "	10"	13 ⁵ / ₈ "	2 ³ / ₈ "	4"	6 ³ / ₈ "
12"	16 ¹ / ₈ "	3"	4 ¹ / ₂ "	7 ¹ / ₂ "	12"	17"	2 ³ / ₄ "	4 ¹ / ₂ "	7 ¹ / ₄ "
14"	19 ¹ / ₄ "	3 ³ / ₈ "	5 ³ / ₈ "	8 ³ / ₄ "	N/A	N/A	N/A	N/A	N/A
16"	21 ³ / ₄ "	4"	6 ¹ / ₂ "	10 ¹ / ₂ "	16"	22 ³ / ₈ "	4"	6 ⁵ / ₈ "	10 ⁵ / ₈ "
18"	25"	4 ³ / ₈ "	7 ¹ / ₄ "	11 ⁵ / ₈ "	N/A	N/A	N/A	N/A	N/A
20"	27 ⁷ / ₈ "	5 ¹ / ₈ "	8 ¹ / ₂ "	13 ⁵ / ₈ "	N/A	N/A	N/A	N/A	N/A
22"	30 ¹ / ₄ "	5 ³ / ₈ "	9 ¹ / ₄ "	14 ⁵ / ₈ "	N/A	N/A	N/A	N/A	N/A
24"	33 ¹ / ₂ "	6"	10 ¹ / ₄ "	16 ¹ / ₄ "	N/A	N/A	N/A	N/A	N/A
26"	35"	6 ¹ / ₄ "	10 ⁵ / ₈ "	16 ⁷ / ₈ "	N/A	N/A	N/A	N/A	N/A
28"	38"	6 ³ / ₄ "	11 ³ / ₈ "	18 ¹ / ₈ "	N/A	N/A	N/A	N/A	N/A
30"	41 ¹ / ₄ "	6 ¹ / ₂ "	11 ¹ / ₄ "	17 ³ / ₄ "	N/A	N/A	N/A	N/A	N/A
36"	48 ³ / ₄ "	8 ³ / ₄ "	14 ³ / ₄ "	23 ¹ / ₂ "	N/A	N/A	N/A	N/A	N/A



CROWN CAP FOR SQUARE COLUMN DIMENSIONS

Column Size	K	J	L
6"	1 ⁹ / ₁₆ "	2 ¹ / ₁₆ "	11 1/4"
8"	1 ⁹ / ₁₆ "	2 ¹ / ₁₆ "	13 1/4"
10"	1 ⁹ / ₁₆ "	2 ¹ / ₁₆ "	15 1/4"
12"	1 ⁹ / ₁₆ "	2 ¹ / ₁₆ "	17 1/4"

CAPITAL AND BASE OPTIONS

Capitals and bases for PermaCast® columns are decorative. The shaft fits through the center of the capital and base and does not alter the height of the shaft. Several options are offered for PermaCast columns.

TUSCAN CAPITAL AND BASES

The Tuscan style is standard and best complements the PermaCast® column. The Tuscan is available for all ROUND and SQUARE shafts. Starting in 2007 8"-12" Tuscan caps and bases will include at no charge the new PermaFlashing and installation kit.

ORNAMENTAL CAPITAL

Five styles of ornamental capitals are available for all round and square shafts. Nothing makes a statement like a PermaCast® column with an ornamental capital.

Using an ornamental capital with a round PermaCast® shaft will alter the height of the shaft. Ornamental capitals do not alter the height of the shaft when used on a plain square PermaCast® Column.

ATTIC BASE

Attic Bases are used for a more ornate look and come in 1 or 2 pieces depending on their size.

COLONIAL CAP AND BASE

Referred to as our "economy" capital and base, the Colonial is approximately 1/2 the size of the Tuscan. It does not provide architecturally correct dimensions and should only be used when aesthetics are not a priority. Only available for ROUND PermaCast® shafts 6" - 12".

FIBERGLASS BASE

The fiberglass base is manufactured from the same materials as the shaft and available for Round PermaCast® shafts 8" - 12" only. It is designed to be used in high traffic areas.

ORNAMENTAL CAPITAL DIMENSIONS FOR PERMALITE COLUMNS

ANGULAR GREEK IONIC

	8"	10"	12"
Width	N/A	N/A	12 ¹ / ₂
Height	N/A	N/A	7 ¹ / ₄
Abacus	N/A	N/A	20 ¹ / ₂

EMPIRE

	8"	10"	12"
Width	8	N/A	N/A
Height	5 ¹ / ₄	N/A	N/A
Abacus	13 ¹ / ₄	N/A	N/A

GREEK ERECTHEUM

	8"	10"	12"
Width	8 ¹ / ₂	9 ³ / ₄	N/A
Height	5 ¹ / ₄	6	N/A
Abacus	11	12 ¹ / ₄	N/A

ROMAN CORINTHAN

	8"	10"	12"
Width	8 ¹ / ₂	10	12 ¹ / ₂
Height	11 ¹ / ₂	14 ³ / ₄	17 ¹ / ₂
Abacus	14 ⁵ / ₈	20	22 ³ / ₄

ROMAN IONIC

	8"	10"	12"
Width	7 ¹ / ₂	10 ¹ / ₂	9 ¹ / ₂
Height	3 ⁵ / ₈	4 ⁵ / ₈	13
Abacus	9 ¹ / ₂	5	16 ³ / ₄

SCAMOZZI

	8"	10"	12"
Width	8 ¹ / ₄	10	12 ¹ / ₄
Height	3 ³ / ₄	5	5 ³ / ₄
Abacus	14 ¹ / ₄	16 ¹ / ₂	18 ³ / ₄

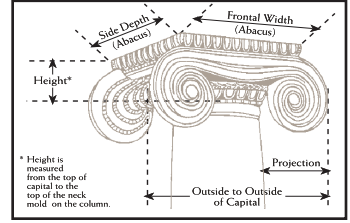
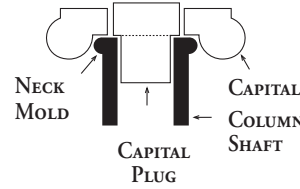
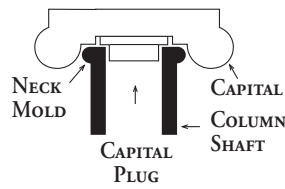
TEMPLE OF THE WINDS

	8"	10"	12"
Width	8 ¹ / ₄	10 ¹ / ₄	11 ¹ / ₂
Height	10	11 ³ / ₈	14 ¹ / ₄
Abacus	14	N/A	21 ¹ / ₂

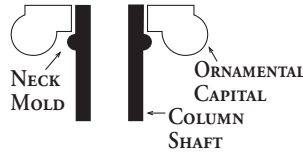
PermaLite Ornamental Capitals install on the top of the shaft.

ORNAMENTAL CAPITALS FOR ROUND PERMACAST® COLUMNS
 Adding a load bearing ornamental capital to a round PermaCast® column will lengthen or shorten the overall height of the column depending on the height of the capital. Subtract the "T" dimension (from the column dimensions chart) and add the height of the ornamental capital +/- 1/4" for overall column height.

8"-12" LOAD BEARING CAPITAL 14"-30" NON LOAD BEARING CAPITAL



ORNAMENTAL CAPITALS FOR SQUARE PERMACAST® COLUMNS
 Adding an ornamental capital to a square PermaCast® column DOES NOT change the length of the column shaft. The ornamental capital simply slides over the shaft. Neck mold-ing can be applied or not.



SQUARE ORNAMENTAL CAPITAL INSTALLATION TIP

When installing an ornamental capital on fluted square columns, the capital slides over the shaft. The taller capitals will cover the flutes and require additional caulking to finish.

CAPITAL DIMENSIONS FOR ROUND AND SQUARE COLUMNS (IN INCHES)

Size of Columns (Diameter at bottom of shaft)		6"		8"		10"		12"		14"	16"		18"	20"	22"	24"	28"	30"
		ROUND	SQUARE	ROUND	SQUARE	ROUND	SQUARE	ROUND	SQUARE	ROUND	ROUND	SQUARE	ROUND	ROUND	ROUND	ROUND	ROUND	ROUND
Roman Ionic	Height		3 1/2"	3 3/16"	4"	4"	4 1/16"	4 3/8"	6 1/4"	5 1/8"	6 1/4"	8 1/8"	9 1/2"	9 1/2"	9 3/8"	9 7/16"	N/A	N/A
	Abacus	N/A	10 1/8"	8 1/8"	11 1/16"	10 3/4"	14 1/8"	12 1/2"	16 1/8"	17 1/8"	19 3/16"	25 1/4"	25 1/4"	25 1/4"	25 1/16"	26 1/8"	N/A	N/A
	Projection		3 1/4"	3 1/8"	3"	4 1/8"	4 1/8"	5"	6 1/4"	7 1/8"	8"	8 1/8"	11 1/4"	11 1/4"	10"	9 1/8"		
	O/S to O/S		12 1/4"	10 1/2"	13 3/4"	13 3/16"	17 1/4"	16 1/2"	23 3/8"	22 1/4"	24 3/8"	32 1/8"	31 3/4"	31 3/4"	33 3/8"	34"		
Greek Ionic	Height		5 3/8"	4 1/8"	6 1/4"	5 3/8"	6 1/4"	6 1/8"	9 1/4"	6 1/4"	10"	11"	10 1/4"		13 1/8"	13 1/8"	N/A	19 1/4"
	Abacus	N/A	11"	7 3/16"	12 3/8"	10 11/16"	16"	14 3/8"	17 1/2"	15 1/8"	22 1/8"	26 1/8"	22"	N/A	29"	29"	N/A	42 1/2"
	Projection		4 1/2"	3 3/8"	4 1/8"	5"	6"	7 1/2"	7 1/4"	6 1/8"	10"	10 3/4"	9 1/2"		15 1/2"	14 3/4"		19 1/2"
	O/S to O/S		14 3/4"	11 7/8"	17 1/16"	14 3/16"	21"	20 1/16"	26 1/2"	20 7/8"	29 1/4"	36 1/8"	29"		43 1/2"	43 1/2"		60 1/4"
Temple of the Winds	Height		8 1/16"	8"	11 1/16"	10 3/16"	14 1/4"	11 3/8"	20"	16 1/4"	18 1/16"	21 1/16"	21 3/4"	23"	24 3/8"	27 1/8"	26 1/8"	N/A
	Abacus	N/A	12"	11 1/8"	15 3/8"	13 3/16"	21 3/4"	16 3/16"	25 1/2"	23 1/4"	26 1/8"	30 3/8"	28 3/8"	34 1/4"	35"	37 1/4"	37 1/4"	N/A
	Projection		4 3/8"	5 1/2"	5 1/8"	6"	8"	7"	9"	10 3/8"	11"	9 1/4"	11 3/4"	15 1/2"	14 3/8"	16 1/8"		
	O/S to O/S		12"	11 1/8"	15 3/8"	13 7/16"	21 3/4"	16 1/16"	25 1/2"	23 1/4"	26 1/8"	30 3/8"	28 3/8"	34 1/4"	35"	37 1/4"	37 1/4"	
Roman Corinthian	Height		10 1/2"	8 1/16"	13 3/16"	11 3/16"	17 1/16"	16 1/16"	20"	17 3/8"	23 1/2"	26 1/8"	26 1/16"	28 1/16"	31 3/8"	34 1/4"	34"	N/A
	Abacus	N/A	13 3/8"	12 1/16"	18 1/16"	14 3/8"	22 3/4"	18 3/4"	26 3/4"	23"	32"	37 1/2"	38 3/8"	41 3/8"	40 1/4"	45 1/4"	46"	N/A
	Projection		4 1/4"	4 1/4"	6"	6 1/4"	8 1/4"	7 3/4"	9"	8 1/8"	13 1/2"	13"	16 1/8"	16 1/4"	16"	17 1/2"		
	O/S to O/S		13 3/8"	12 1/16"	18"	14 3/8"	22 3/4"	18 3/4"	26 3/4"	23"	32"	37 1/2"	38 3/8"	41 3/8"	40 1/4"	45 1/4"	46"	
Samaritan	Height		3 1/4"	5 1/8"	4 1/8"	5 1/16"	5 1/16"	6 3/8"	5 1/2"	5 1/8"	7 1/4"	8 3/16"	8 1/8"		10 1/4"	11 1/2"	12 1/4"	15 1/4"
	Abacus	N/A	11 1/2"	9 7/8"	16 1/16"	14 1/4"	18"	16 3/8"	21"	18 3/8"	23 1/4"	26"	28 1/2"	N/A	32"	35 3/4"	38 1/4"	46 1/4"
	Projection		3 3/8"	3 3/8"	5 1/8"	5 3/8"	5 1/8"	6"	5 1/2"	6 1/8"	8 1/4"	5 1/4"	10 1/4"		10 1/8"	12 1/2"	13 3/4"	16 1/8"
	O/S to O/S		11 1/2"	10"	16"	14 1/4"	18"	16 3/8"	21"	18 3/8"	23 1/4"	26"	28 1/2"		32"	35 3/4"	38 1/2"	46 1/4"
NEW Angled Greek Ionic	Height		3 3/8"				3 3/8"	6 1/8"		7 1/4"			10"	11 1/4"				
	Abacus		7 1/4"	N/A	N/A	N/A	7 1/4"	17 1/4"	N/A	20 1/2"	N/A	N/A	24 3/8"	30"	N/A	N/A	N/A	N/A
	Projection		N/A				N/A	N/A		N/A			N/A	N/A				
	O/S to O/S		N/A				N/A	N/A		N/A			N/A	N/A				
NEW Angled Greek Ionic with Necking	Height		6 1/4"		7 3/4"		10"	11 3/8"		17 1/4"					17 1/4"			
	Abacus		7 3/4"	N/A	N/A	N/A	14 1/2"	17 1/4"	N/A	N/A	N/A	N/A	N/A	N/A	30"	N/A	N/A	N/A
	Projection		N/A				N/A	N/A		N/A				N/A	N/A			
	O/S to O/S		N/A				N/A	N/A		N/A				N/A	N/A			
NEW Decorative Roman Doric	Height				4 1/8"		6 1/8"	7 1/2"										
	Abacus				10 3/8"	N/A	14"	16 1/4"	N/A									
	Projection				N/A		N/A	N/A										
	O/S to O/S				N/A		N/A	N/A										
NEW Empire	Height		3 1/2"				5 1/2"	6 1/2"				8 1/8"	10"	11 1/2"		13 1/8"		
	Abacus		9 1/2"	N/A	N/A	N/A	14 3/8"	18 3/4"	N/A			21 1/4"	N/A	32"	32 3/4"	N/A	36"	N/A
	Projection		N/A				N/A	N/A				N/A	N/A	N/A	N/A	N/A	N/A	N/A
	O/S to O/S		N/A				N/A	N/A				N/A	N/A	N/A	N/A	N/A	N/A	N/A
NEW Empire with Necking	Height		7"		7"		7"	17 1/4"				17 1/4"		17 1/2"		19 1/8"		
	Abacus		9 1/2"	N/A	9 1/2"	N/A	9 1/2"	21 1/4"	N/A			21 1/4"	N/A	32"	N/A	33"	N/A	N/A
	Projection		N/A		N/A		N/A	N/A				N/A	N/A	N/A	N/A	N/A	N/A	N/A
	O/S to O/S		N/A		N/A		N/A	N/A				N/A	N/A	N/A	N/A	N/A	N/A	N/A
NEW Greek Erechtem	Height				4 1/2"		5 3/8"	6 1/2"		7"		8 1/8"	10"	11 1/8"		13 1/8"		
	Abacus				9 3/8"	N/A	13 3/8"	14 1/4"	N/A	16 1/4"		18"	21 1/4"	26 1/4"	N/A	31"	N/A	N/A
	Projection				N/A		N/A	N/A		N/A		N/A	N/A	N/A	N/A	N/A	N/A	N/A
	O/S to O/S				N/A		N/A	N/A		N/A		N/A	N/A	N/A	N/A	N/A	N/A	N/A
NEW Greek Erechtem with Necking	Height				5 3/8"		8 1/4"	9 1/2"				10 1/2"	12 7/8"	16 3/8"		17 1/8"		
	Abacus				7 1/2"	N/A	10 1/2"	14 1/4"	N/A			16 1/4"	18"	26 1/4"	N/A	27"	N/A	N/A
	Projection				N/A		N/A	N/A				N/A	N/A	N/A	N/A	N/A	N/A	N/A
	O/S to O/S				N/A		N/A	N/A				N/A	N/A	N/A	N/A	N/A	N/A	N/A
NEW Modern Composite	Height		8 1/2"				11 1/2"	14 1/2"		17"		18 1/2"						
	Abacus		10 1/4"	N/A	N/A	N/A	16 1/4"	19"	N/A	19 1/4"		20 1/4"	N/A	N/A	N/A	N/A	N/A	N/A
	Projection		N/A				N/A	N/A		N/A		N/A	N/A	N/A	N/A	N/A	N/A	N/A
	O/S to O/S		N/A				N/A	N/A		N/A		N/A	N/A	N/A	N/A	N/A	N/A	N/A

*Not available for square fluted PermaCast® **Load Bearing